SAS SINTERIZZATI SRL

ACCESSORIES

SAS
SINTERIZZATI srl

SALA BOLOGNESE (BO) - ITALIA - *ITALY* - SINTERIZZATI - *SINTERED*

SALA BOLOGNESE (BO) - ITALIA - *ITALY* - PNEUMATICA - *PNEUMATIC*

SAULIEU - FRANCIA - *FRANCE*

CORFÙ - GRECIA - *GREECE*

SHANGHAI - CINA - *CHINA*

© SAS - Vietata la riproduzione anche parziale del presente catalogo - *Reproduction, even partial, of this catalog is prohibited*

Le nostre Sedi *Our Offices*	3	UC	16
Indice generale *General Index*	4	UD	16
Condizioni generali di vendita *General conditions of Sale*	8	PET	17
SAS Sales Network *SAS Sales Network*	9	PET 48	17
Fascicoli e cataloghi tecnici *Technical files and catalogs*	10	PET-A	18
PAC-P	12	PET-AL	18
PAC-A	12	PET-X	19
PAC-B	13	PET-XX	19
PAC-C	13	USP	20
PAC-D	14	PAR	20
PAC-E	14	UA	21
PAC-M1	15	UAF	21
PAC-M2	15	UMP	21

© SAS - Vietata la riproduzione anche parziale del presente catalogo - *Reproduction, even partial, of this catalog is prohibited*

RLF	22	MVS-MM	26
UPP	22	MVS-MF	27
UARX	22	MVS MINI-FF	27
NBP	23	MVS MINI-MM	27
UGC	23	MVS MINI-MF	28
UPT	23	MVS MINI-TT	28
Raccordo a sfera orientabile per ugelli *Swivel ball fitting for nozzles*	24	MVS MINI-MT	28
VSR	24	MVS-POM-TT	29
MG Poliuretano *MG Polyurethane*	25	MVX 02-04	29
MG VITON	25	MVX 03-04	29
MG NBR	25	MVX 04-04	30
MVS-FF-X	26	MVX 05-04	30
MVS-FF	26	MVX 06-04	30

© SAS - Vietata la riproduzione anche parziale del presente catalogo - *Reproduction, even partial, of this catalog is prohibited*

VS Libere *VS Free*		31	FL-MF		35
VS Fisse *VS Fixed*		31	FL-FF		36
RSF		31	FL-MM		36
TL		32	FLX-MM		36
RSZ		32	FLX-FF		37
VSC		32	FLX-MF		37
VM		33	FL MINI		37
TRP		33	DRIER		38
Tank-5L		33	RA		38
Lama		34	RN		39
OS		34	RR		39
AM		34	RF		39
VP		35	RND		40
GPE		35	PTS		40

© SAS - Vietata la riproduzione anche parziale del presente catalogo - *Reproduction, even partial, of this catalog is prohibited*

VU-MF		40	BCL-X AISI 304		44
VU-FF		41	BCQ		45
R-VU-MT		41	BCQ-S		45
R-VU-TT		41	Serbatoi - Versioni a richiesta *Tanks - Version on request*		46
HVFF		42	Staffa *Staffa*		47
HVSS		42	STA-X		47
HVSF-A		43	Ripartitori in alluminio anodizzato *Ripartitori in alluminio anodizzato*		48
HVSF-B		43	Sistema di umidificazione e sanificazione *Humidification and sanitization system*		49
BC		44	Quantum Device *Quantum Device*		53
BC-S		44			

Dal 1978 produciamo componenti meccanici sinterizzati su disegno del Cliente e boccole sinterizzate in ferro ed in bronzo sia cilindriche che flangiate. La produzione comprende anche le bronzine autolubrificanti con tolleranze Fips, marchio rilevato negli anni novanta. Realizziamo inoltre una vasta gamma di accessori e componenti per la Pneumatica, commercializzati in oltre 70 nazioni sia direttamente che come prodotti OEM. Produciamo infine filtri sinterizzati su disegno, utilizzando il bronzo sferico, l'acciaio inossidabile Aisi 316L (in filo ed in polvere) , la ceramica e la plastica porosa.

Since 1978 we have been producing sintered mechanical components based on the customer's design and sintered bushings in iron and bronze, both cylindrical and flanged. The production also includes self-lubricating bushings with Fips tolerances, a brand taken over in the nineties. We also produce a wide range of accessories and components for pneumatics, marketed in over 70 countries both directly and as OEM products. Finally, we produce customized sintered filters, using spherical bronze, Aisi 316L stainless steel (in wire and powder), ceramic and porous plastic.

© SAS - Vietata la riproduzione anche parziale del presente catalogo - *Reproduction, even partial, of this catalog is prohibited*

(I)

RESA MERCE: Franco nostro magazzino - IMBALLO: 1% - TRASPORTO: Sempre a rischio del destinatario anche se la merce è venduta in porto franco. Si prega di voler sempre indicare sugli ordini il nominativo del proprio corriere. In mancanza di tale indicazione decliniamo ogni responsabilità per eventuali disguidi. MATERIALI RESI: Non si accetta merce di ritorno senza nostra preventiva autorizzazione ed in ogni caso il reso dovrà avvenire in porto franco. CONTESTAZIONI: Non si accettano reclami 8 giorni dopo il ricevimento della merce - PAGAMENTI: Le condizioni di pagamento saranno quelle concordate ed indicate in fattura e sono vincolanti. Trascorse le scadenze convenute saranno conteggiati gli interessi di mora calcolati secondo il tasso bancario medio praticato alla data del pagamento - FORO COMPETENTE: Bologna - RISERVA DI PROPRIETÀ: La merce consegnata rimane di riservato dominio della fornitrice, fino all'avvenuto pagamento - GARANZIE: I nostri prodotti sono garantiti da polizza R.C. prodotti.

(GB)

DELIVERY TERMS: ExW SAS Sinterizzati's Plant - PACKING: 1% - TRANSPORT: The risk of transport is carried by the customer, even if it has been agreed that we will take care of, organize or be otherwise involved in the transport. The Customer must always communicate the name of the Carrier. Without such indication we don't accept any liability in case of failures - RETURNED PRODUCTS: Subject to SAS's prior written authorization, non-complying products may be returned by Customer at its own expense - COMPLAINTS: Any hidden defects of the productsmust be reported by Customer within 8 days of their receipt - TERMS OF PAYMENT: The prices of the products shall be those stated in the corresponding.Order Confirmation and Invoice. In case of failure by Customer to pay any amount due, SAS Sinterizzati Srl shall be entitle to calculate interests in arrears as per Legislative Decree - JURISDICTION COURT: Bologna - PRODUCTS PROPERTY: All goods remain the property of SAS Sinterizzati Srl until payment in full is received - WARRANTY: SAS products are guaranteed by insurance R.C.

(FR)

CONDITIONS DE LIVRAISON: ExW SAS Sinterizzati - EMBALLAGE: 1% du montant de la facture - TRANSPORT: Le risque du transport est de la responsabilité du client. Le client doit toujours communiquer le nom du transporteur. Sans ces indications, nous dégageons toute responsabilité dans le cas de problème - RETOUR DE PRODUITS: Sans accord écrit de SAS Sinterizzati, tous les coûts concernant le retour de marchandise ne pourront être pris en charge par SAS Sinterizzati - RÉCLAMATIONS: Toute non-conformité de produit devra être communiquée sous un délai de 8 jours maximum à réception des marchandises pour que la réclamation puisse être prise en compte - CONDITIONS DE PAIEMENT: Les prix et délais de paiement des produits sont ceux qui sont précisés sur nos propositions, confirmation de commande et facturation. Toute facture dont le paiement ne serait pas effectué à la date d'échéance donnera lieu à des calculs d'intérêt suivant décret législatif - CLAUSE ATTRIBUTIVE DE JURIDICTION: En cas de différend, le Tribunal de Bologne est seul compétent - RÉSERVE DE PROPRIÉTÉ: Le transfert de propriété des marchandises livrées est différé jusqu'au paiement intégral du prix correspondant - GARANTIE: Les produits de SAS Sinterizzati sont garantis par une assurance de responsabilité civile.

(D)

LIEFERBEDINGUNGEN: ExW SAS Sinterizzati's Werk - VERPACKUNG: 1% - TRANSPORT: Das Transportrisiko wird vom Kunden getragen, auch wenn es vereinbart wurde, wir kümmern uns um, organisieren oder werden anderweitig am Transport beteiligt. Der Kunde muss immer den Namen des Luftfrachtführers mitteilen. Ohne solche Angabe übernehmen wir keine Haftung bei Ausfällen - RÜCKGABEPRODUKTE: Vorbehaltlich der vorherigen schriftlichen Genehmigung von SAS können nicht abweichende Produkte vom Kunden auf eigene Kosten zurückgesandt werden - BESCHWERDEN: Alle verborgenen Mängel der Produkte sind zu melden vom Kunden innerhalb von 8 Tagen nach deren Eingang - ZAHLUNGSBEDINGUNGEN: Die Preise der Produkte sind diejenigen, die in der entsprechenden Widerrufserklärung angegeben sind. SAS Sinterizzati Sri ist berechtigt, die Verzugszinsen nach dem Gesetzesdekret zu berechnen - GERICHTSSTANDSGERICHT: Bologna - PRODUKTE EIGENTUM: Alle Waren bleiben Eigentum von SAS Sinterizzati Sri bis zur vollständigen Bezahlung erhalten - WAIRRANTY: SAS Produkte werden durch Versicherung RC garantiert

(E)

ENTREGA DE LA MERCANCÍA: Disponible para el adquiriente en nuestro almacén - EMBALAJE: 1% - TRANSPORTE: Es siempre a riesgo del receptor/adquiriente aún cuando la mercancía es vendida en puerto gratuito. Se pide de indicar siempre en los pedidos el nombre de vuestra empresa de transporte/transportista. En ausencia de tal indicación, no aceptamos ninguna responsabilidad por cualquier malentendido o error - MERCANCÍA DEVUELTA: No aceptamos devolución de mercancía sin nuestra autorización previa y en cualquier caso la devolución deberá ser hecha a cargo del adquirente. CONTESTACIONES: No aceptamos quejas/reclamos 8 días después de la recepción de la mercancía - PAGOS: Las condiciones de pago serán las acordadas e indicadas en la factura y son vinculantes. Pasados los plazos acordados, serán aplicados los intereses de demora calculados según el interés bancario promedio aplicado en la fecha de pago - JURISDICCIÓN: Bolonia - RESERVA DE PROPIEDAD: La mercancía suministrada sigue siendo de nuestra propiedad hasta que el adquiriente haya realizado el pago completo de todo - GARANCIAS: Nuestros productos están asegurados por la póliza R.C. Productos.

(P)

ENTREGA: Em nosso depósito - EMBALAGEM: 1% - TRANSPORTE: Todos os riscos são responsabilidades do destinatário inclusive quando a entrega for em franco de porte. Indicar sempre o nome do transportador no pedido de compra. Na falta de tal indicação não nos responsabilizamos por qualquer transtorno - DEVOLUÇÕES: Não serão aceitas devoluções de mercadorias sem a nossa prévia concordância e em todos os casos tais procedimentos serão custeados pelo emitente - RECLAMAÇÕES: Todas as reclamações deverão ser apresentadas em até 8 dias após a entrega da mercadoria - CONDIÇÕES DE PAGAMENTO: As condições de pagamento serão previamente acordadas e indicadas no pedido de compra sendo as mesmas indispensáveis. Findo o prazo limite de vencimento estipulado, reservamo-nos o direito de aplicar juros bancários até a regularização do pagamento - FORO COMPETENTE: Bolonha - RESERVA DE PROPRIEDADE: Até a completa finalização dos pagamentos em aberto, reservamo-nos o direito de propriedade da mercadoria fornecida - GARANTIA: Nossos produtos são assegurados por uma empresa de responsabilidade cível.

(S)

ÅTERSTÄLL VAROR: Ex-verk från vårt lager - FÖRPACKNING: 1% - TRANSPORT: Alltid på mottagarens risk även om varorna säljs. Vill du alltid ange namnet på din kurir vid beställningar. I avsaknad av denna indikation, avvisar vi något ansvar för eventuella fel. ÅTERBETALAT MATERIAL: Återlämnade varor accepteras inte utan vårt förhandsgodkännande och i vilket fall som helst måste returen betalas. Tvister: klagomål accepteras inte 8 dagar efter mottagandet av varorna - BETALNINGAR: Betalningsvillkoren är de som avtalats och anges på fakturan och är bindande. När de överenskomna tidsfristerna har gått, beräknas standardräntan beräknas enligt den genomsnittliga bankräntan som tillämpades på betalningsdatumet - JURISDIKTION: Bologna - RESERVE AV ÄGARE: Levererade varor förblir leverantörens reserverade domän tills betalning har gjorts - GARANTIER: I våra produkter garanteras av en RC-policy produkter.

(DK)

LEVERINGSBETINGELSER.: EXW SAS - PAKKEOMKOSTNINGER: 1% - FORSENDELSE: Risikoen for transport er pålagt modtageren af varen Selv om afsender er involveret i forsendelsen. Kunden skal altid informer om transportøren som skal bruges, uden denne Acceptere vi ikke klager såfremt noget går galt - RETURNEREDE VARE: Omkostninger ved tilbage levering, tilfalder køber - KLAGER.: ved fejl og mangler skal der informeres skriftligt inden 8 dage fra modtagelse af varen - BETALINGS-BETINGELSER.: Priserne er ifølge fremsendte ordrebekræftelser og fakturaer. Såfremt betaling ikke bliver modtaget I henhold til dette, vil SAS sende faktura på renter og omkostninger med dette - LOV AFGØRELSE.: Bologna - EJENDOMSRET AF VARENE.: Indtil fuld betaling er modtaget er ejendomsretten af varene SAS - GARANTI.: Varene er forsikret under R.C.

(RC)

交货条款：SAS 工厂交货 - 包装：1% - 运输：运输风险由客户承担，既使运输是我们同意照看或得组织或者以其它方式参与
客户必须一直保持与承运人的联系，否则如果运输失败，我们不承担任何责任。- 退回产品：经SAS事先书面确认的，
不符合规定的产品可由客户自费退回 - 投诉：产品的任何隐藏缺陷必须在收到后8天内由客户报告 - 付款条款：
产品的货款应为相应订单和发票确认的价格。如客户未能支付任何款项，SAS Sinterizzati Srl有权根据法令计算拖欠的利息。
管辖法院：博洛尼亚 - 产品财产：所有货物仍然是SAS Sinterizzati Srl的财产直到收到全额付款 - 保证：SAS产品由保险R.C

(GR)

Στις εγκαταστάσεις μας. ΣΥΣΚΕΥΑΣΙΑ: 1% - ΜΕΤΑΦΟΡΑ: Πάντα σε κίνδυνο του παραλήπτη, ακόμη και αν έχει συμφωνηθεί ότι θα τα φροντίσουμε, θα οργανώσουμε ή θα συμμετάσχουμε με άλλο τρόπο στη μεταφορά. Ο Πελάτης πρέπει πάντα να γνωστοποιεί το όνομα του Μεταφορέα. Ελλείψει τέτοιας ένδειξης, παραβλέπουμε οποιαδήποτε ευθύνη για τυχόν σφάλματα. ΕΠΙΣΤΡΟΦΕΣ ΥΛΙΚΩΝ: Δεν δεχόμαστε τα εμπορεύματα επιστροφής χωρίς την προηγούμενη εξουσιοδότησή μας και σε κάθε περίπτωση η επιστροφή πρέπει να γίνει από τον Πελάτη με δικά του έξοδα. ΠΑΡΑΠΟΝΑ: Δεν δεχόμαστε παράπονα 8 ημέρες μετά την παραλαβή των αγαθών. ΠΛΗΡΩΜΕΣ: Οι όροι πληρωμής θα είναι εκείνοι που έχουν συμφωνηθεί και αναγράφονται στο τιμολόγιο και είναι δεσμευτικοί. Μετά τις συμφωνημένες προθεσμίες θα υπολογίζονται τόκοι υπερημερίας που υπολογίζονται με βάση το μέσο τραπεζικό επιτόκιο χρέωσης κατά την ημερομηνία της πληρωμής. ΔΙΚΑΙΟΔΟΣΙΑ: Δικαστήρια της Μπολόνια. ΚΡΑΤΗΣΗ ΙΔΙΟΚΤΗΣΙΑΣ: Όλα τα αγαθά παραμένουν στην ιδιοκτησία του προμηθευτή μέχρι την πλήρη εξόφληση . ΕΓΓΥΗΣΕΙΣ: Ο Τα προϊόντα μας είναι εγγυημένα από την ασφάλεια R.C .

© SAS - Vietata la riproduzione anche parziale del presente catalogo - *Reproduction, even partial, of this catalog is prohibited*

- SALA BOLOGNESE (BO)
- SAULIEU

RETE VENDITA PAESI EXTRA EUROPEI
EXTRA EUROPEAN COUNTRIES SALES NETWORK

ARGENTINA	CINA	ISRAELE	NUOVA ZELANDA	TAILANDIA
AUSTRALIA	GIAPPONE	MALESIA	PORTOGALLO	TAIWAN
CANADA	GIORDANIA	MAROCCO	SINGAPORE	U.S.A.
CILE	INDIA	MESSICO	SUD AFRICA	VENEZUELA

© SAS - Vietata la riproduzione anche parziale del presente catalogo - *Reproduction, even partial, of this catalog is prohibited*

ATEX

ATEX

SILENZIATORI

SILENCERS

REGOLATORI

REGULATORS

RACCORDI

FITTINGS

ACCESSORI

ACCESSORIES

FILTRI PER COLLA

GLUE FILTERS

TUBI E SPIRALI BASIC

TUBES BASIC

TUBI E SPIRALI PROFESSIONAL

TUBES PROFESSIONAL

VIBRATORI PNEUMATICI

PNEUMATIC VIBRATORS

GIUNTI ROTANTI

ROTARY JOINTS

LAME D'ARIA

MODULAR AIR WINGS ®

TUBI REFRIGERATORI PNEUMATICI

ICE VALVE PANEL COOLER

ATTUATORI PNEUMATICI

ACTUATORS

VALVOLE A SFERA E FARFALLA

VALVES

VALVOLE AUSILIARIE

AUXILIARY VALVES

ELETTROVALVOLE

SOLENOID VALVES

ISOLE DI VALVOLE

ISLES OF VALVES

CILINDRI

CYLINDERS

CILINDRI ELETTRICI

ELECTRIC CYLINDERS

HANDLING

HANDLING

© SAS - Vietata la riproduzione anche parziale del presente catalogo - *Reproduction, even partial, of this catalog is prohibited*

FISSAGGI

CYLINDER'S MOUNTING PARTS

TRATTAMENTO ARIA

AIR TREATMENT A-D-X - TYPE

VACUUM

VACUUM

MOTORI AD ARIA

AIR MOTORS

PIASTRE DI MASSA

GROUND PLATES

EXTRA

EXTRA

FILTRI

FILTERS

BOCCOLE SINTERIZZATE



SINTERED BEARINGS

BOCCOLE KU AUTOLUBRIFICANTI

SLIDING BEARINGS

BOCCOLE AUTOLUBRIFICANTI FIPS

FIPS ® SINTERED BEARINGS

BOCCOLE CON INSERTI IN GRAFITE



BUSHINGS WITH GRAPHITE INSERTS

SPINE E RULLINI



PINS AND ROLLERS

ACCIAIO INOX

STAINLESS STEEL

Per visualizzare e scaricare i PDF dei Fascicoli Tecnici SAS:
To view and download the PDFs of the SAS Technical Files:
www.sassinterizzati.com/download

© SAS - Vietata la riproduzione anche parziale del presente catalogo - *Reproduction, even partial, of this catalog is prohibited*

PAC-P

Filetto 1/4" - *Thread 1/4"*

Erogazione	Progressiva	*Dispensing*	*Progressive*
Pressione max.di esercizio	10 Bar	*Max. working pressure*	*10 Bar*
Forza di soffiatura (6 Bar)	300 gr	*Blowing force (6 Bar)*	*300 gr*
Temperatura di utilizzo	-25 °C / +85 °C	*Working temperature*	*-25 °C / +85 °C*
Consumo a 3,5 Bar	6 Nm³/h	*Consumption at 3.5 Bar*	*6 Nm³/h*
Peso	130 gr	*Weight*	*130 gr*
Attacco femmina	1/4" GAS	*Female attachment*	*1/4" GAS*
Emissione sonora a 3,5 Bar	78 dB	*Sound emission at 3.5 Bar*	*78 dB*
Materiale	Polipropilene rinforzato	*Material*	*Reinforced polypropylene*
Colore	Blu - Colori speciali a richiesta	*Color*	*Blue - Special colors on request*

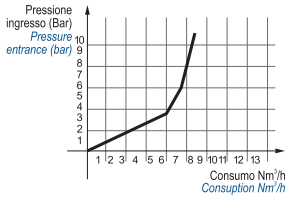

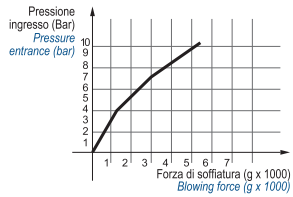

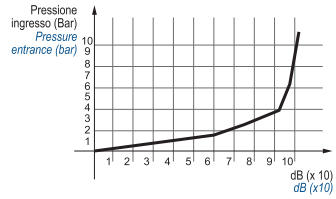

- Regolazione progressiva del flusso d'aria
- Impugnatura ergonomica
- Struttura leggera e robusta
- Grande disponibilità di accessori a richiesta
- Attacco 1/4" GAS femmina con inserto
- Disponibile anche in KIT: Pistola PAC-P con tubo a spirale
- Con protezione di sicurezza

- *Progressive adjustment of the air flow*
- *Ergonomic handle*
- *Lightweight and robust structure*
- *Great availability of accessories on request*
- *1/4" GAS female connection with insert*
- *Also available in KIT: PAC-P gun with spiral tube*
- *With safety protection*

PAC-A

Filetto 1/4" - *Thread 1/4"*

Erogazione	Progressiva	*Dispensing*	*Progressive*
Pressione max.di esercizio	10 Bar	*Max. working pressure*	*10 Bar*
Forza di soffiatura (6 Bar)	300 gr	*Blowing force (6 Bar)*	*300 gr*
Temperatura di utilizzo	-25 °C / +85 °C	*Working temperature*	*-25 °C / +85 °C*
Consumo a 3,5 Bar	6 Nm³/h	*Consumption at 3.5 Bar*	*6 Nm³/h*
Peso	98 gr	*Weight*	*98 gr*
Attacco femmina	1/4" GAS	*Female attachment*	*1/4" GAS*
Emissione sonora a 3,5 Bar	78 dB	*Sound emission at 3.5 Bar*	*78 dB*
Materiale	Polipropilene rinforzato	*Material*	*Reinforced polypropylene*
Colore	Blu - Colori speciali a richiesta	*Color*	*Blue - Special colors on request*

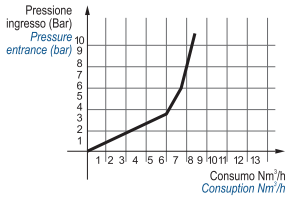

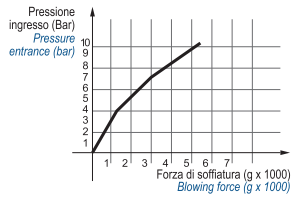

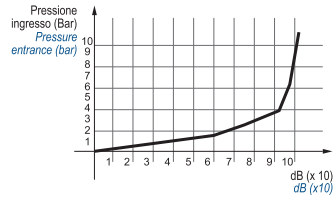

- Regolazione progressiva del flusso d'aria
- Impugnatura ergonomica
- Struttura leggera e robusta
- Grande disponibilità di accessori a richiesta
- Attacco 1/4" GAS femmina con inserto
- Disponibile anche in KIT: Pistola PAC-A con tubo a spirale

- *Progressive adjustment of the air flow*
- *Ergonomic handle*
- *Lightweight and robust structure*
- *Great availability of accessories on request*
- *1/4" GAS female connection with insert*
- *Also available in KIT: PAC-A gun with spiral tube*

© SAS - Vietata la riproduzione anche parziale del presente catalogo - *Reproduction, even partial, of this catalog is prohibited*

PAC-B

Filetto 1/4" - *Thread 1/4"*

Pressione max.di esercizio	10 Bar	*Max. working pressure*	*10 Bar*
Forza di soffiatura (6 Bar)	400 gr	*Blowing force (6 Bar)*	*400 gr*
Temperatura di utilizzo	-25 °C / +85 °C	*Working temperature*	*-25 °C / +85 °C*
Consumo a 3,5 Bar	7,2 Nm³/h	*Consumption at 3.5 Bar*	*7,2 Nm³/h*
Peso	62 gr	*Weight*	*62 gr*
Attacco femmina	1/4" GAS	*Female attachment*	*1/4" GAS*
Emissione sonora a 3,5 Bar	80 dB	*Sound emission at 3.5 Bar*	*80 dB*
Materiale	Polipropilene rinforzato	*Material*	*Reinforced polypropylene*
Colore	Blu - Colori speciali a richiesta	*Color*	*Blue - Special colors on request*

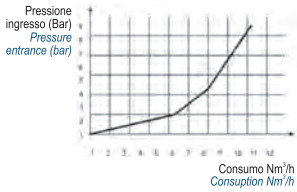

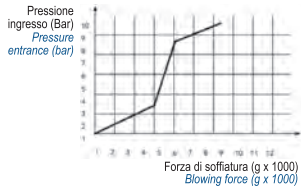

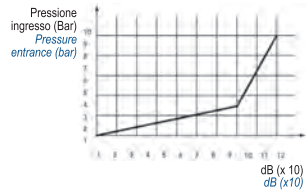

- Struttura leggera e robusta
- Grande disponibilità di accessori a richiesta
- Attacco 1/4" GAS femmina con inserto

- Lightweight and robust structure
- Great availability of accessories on request
- 1/4" GAS female connection with insert

PAC-C

Filetto 1/4" - *Thread 1/4"*

Pressione max.di esercizio	10 Bar	*Max. working pressure*	*10 Bar*
Forza di soffiatura (6 Bar)	178 gr	*Blowing force (6 Bar)*	*178 gr*
Pressione di uscita	2,5 Bar	*Outlet pressure*	*2,5 Bar*
Temperatura di utilizzo	-25 °C / +85 °C	*Working temperature*	*-25 °C / +85 °C*
Consumo a 3,5 Bar	3,25 Nm³/h	*Consumption at 3.5 Bar*	*3,25 Nm³/h*
Peso	90 gr	*Weight*	*90 gr*
Attacco femmina	1/4" GAS	*Female attachment*	*1/4" GAS*
Emissione sonora a 3,5 Bar	65 dB	*Sound emission at 3.5 Bar*	*65 dB*
Materiale	Polipropilene rinforzato	*Material*	*Reinforced polypropylene*
Colore	Nero - Colori speciali a richiesta	*Color*	*Black - Special colors on request*

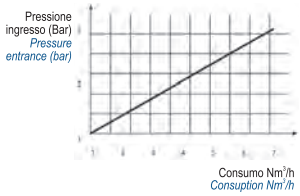

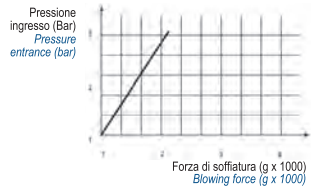

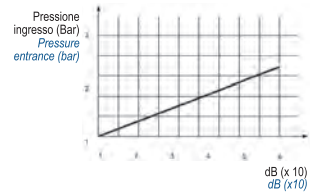

Pistola a norma OSHA - *OSHA compliant air gun*

- Elevata sicurezza
- La pressione di uscita è autoregolata a 2,5 Bar fissi qualunque sia la pressione di ingresso

- High security
- The outlet pressure is self-regulated at a fixed 2.5 Bar whatever the inlet pressure

© SAS - Vietata la riproduzione anche parziale del presente catalogo - *Reproduction, even partial, of this catalog is prohibited*

PAC-D

Filetto 1/4" - *Thread 1/4"*

Pressione max.di esercizio	10 Bar	*Max. working pressure*	*10 Bar*
Forza di soffiatura (6 Bar)	400 gr	*Blowing force (6 Bar)*	*400 gr*
Temperatura di utilizzo	-25 °C / +85 °C	*Working temperature*	*-25 °C / +85 °C*
Consumo a 3,5 Bar	7,2 Nm³/h	*Consumption at 3.5 Bar*	*7,2 Nm³/h*
Peso	108 gr	*Weight*	*108 gr*
Attacco femmina	1/4" GAS	*Female attachment*	*1/4" GAS*
Emissione sonora a 3,5 Bar	80 dB	*Sound emission at 3.5 Bar*	*80 dB*
Materiale	Tecnopolimero	*Material*	*Technopolymer*
Colore	Grigio	*Color*	*Grey*

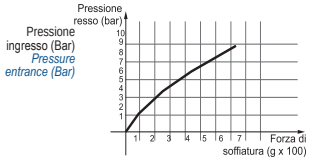

Forza di soffiatura (g x 1000)
Blowing force (g x 1000)

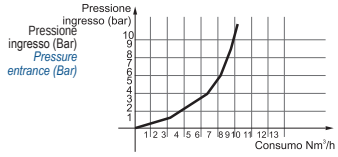

Consumo Nm³/h
Consuption Nm³/h

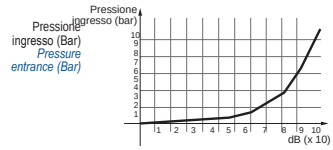

dB (x 10
dB (x 10)

- Doppia possibilità di alimentazione: superiore e inferiore
- Attacco standard universale 1/4" GAS femmina

- Double possibility of feeding: upper and lower
- Universal standard connection 1/4" GAS female

PAC-E

Filetto 1/4" - *Thread 1/4"*

Erogazione	Progressiva	*Progressive*	*delivery*
Pressione max.di esercizio	10 Bar	*Max. working pressure*	*10 Bar*
Forza di soffiatura (6 Bar)	450 gr	*Blowing force (6 Bar)*	*450 gr*
Temperatura di utilizzo	-25 °C / +85 °C	*Working temperature*	*-25 °C / +85 °C*
Consumo a 3,5 Bar	7 Nm³/h	*Consumption at 3.5 Bar*	*7 Nm³/h*
Peso	80 gr	*Weight*	*80 gr*
Attacco femmina	1/4" GAS	*Female attachment*	*1/4" GAS*
Emissione sonora a 3,5 Bar	87 dB	*Sound emission at 3.5 Bar*	*87 dB*
Materiale	Tecnopolimero	*Material*	*Technopolymer*
Colore	Rosso	*Color*	*Red*

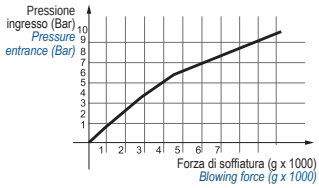

Forza di soffiatura (g x 1000)
Blowing force (g x 1000)

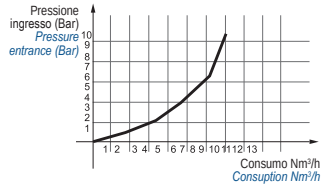

Consumo Nm³/h
Consuption Nm³/h

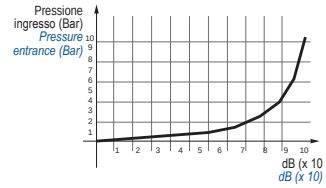

dB (x 10
dB (x 10)

- Erogazione progressiva
- Struttura leggera
- Attacco 1/4" GAS femmina

- Progressive delivery
- Lightweight construction
- 1/4" GAS female connection

© SAS - Vietata la riproduzione anche parziale del presente catalogo - *Reproduction, even partial, of this catalog is prohibited*

PAC-M1

Filetto 1/8" - *Thread 1/8"*

Erogazione	Progressiva	*Progressive*	*delivery*
Pressione max.di esercizio	10 Bar	*Max. working pressure*	*10 Bar*
Forza di soffiatura (6 Bar)	280 gr	*Blowing force (6 Bar)*	*280 gr*
Temperatura di utilizzo	-25 °C / +85 °C	*Working temperature*	*-25 °C / +85 °C*
Consumo a 3,5 Bar	4,7 Nm³/h	*Consumption at 3.5 Bar*	*4,7 Nm³/h*
Peso	144 gr	*Weight*	*144 gr*
Attacco femmina	1/8" GAS	*Female attachment*	*1/8" GAS*
Emissione sonora a 3,5 Bar	78 dB	*Sound emission at 3.5 Bar*	*78 dB*
Materiale	Allumnio	*Material*	*Aluminium*

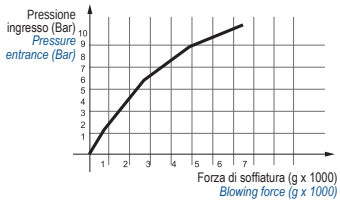

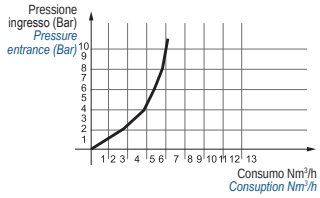

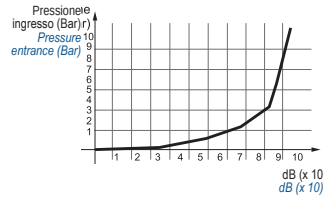

- Resistente ed ergonomica — *- Resistant and ergonomic*
- Erogazione progressiva — *- Progressive delivery*
- Attacco 1/8" GAS femmina — *- 1/8" GAS female connection*

PAC-M2

Filetto 1/8" - *Thread 1/8"*

Erogazione	Progressiva	*Progressive*	*delivery*
Pressione max.di esercizio	10 Bar	*Max. working pressure*	*10 Bar*
Forza di soffiatura (6 Bar)	290 gr	*Blowing force (6 Bar)*	*290 gr*
Temperatura di utilizzo	-25 °C / +85 °C	*Working temperature*	*-25 °C / +85 °C*
Consumo a 3,5 Bar	5,3 Nm³/h	*Consumption at 3.5 Bar*	*5,3 Nm³/h*
Peso	146 gr	*Weight*	*146 gr*
Attacco femmina	1/8" GAS	*Female attachment*	*1/8" GAS*
Emissione sonora a 3,5 Bar	78 dB	*Sound emission at 3.5 Bar*	*78 dB*
Materiale	Allumnio	*Material*	*Aluminium*

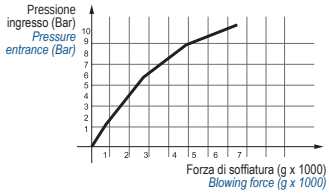

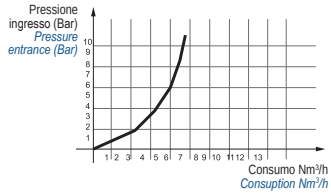

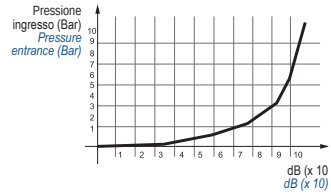

- Resistente ed ergonomica — *- Resistant and ergonomic*
- Erogazione progressiva — *- Progressive delivery*
- Attacco 1/8" GAS femmina — *- 1/8" GAS female connection*

© SAS - Vietata la riproduzione anche parziale del presente catalogo - *Reproduction, even partial, of this catalog is prohibited*

UC

COD	A	B	C	D	E	F	H	I	L
UCC	3	5	14	1/4"	12	18	6	21	100
UCM	3	5	14	1/4"	12	18	6	21	150
UCL	3	5	14	1/4"	12	18	6	21	250
UCLL	3	5	14	1/4"	12	18	6	21	400

Materiale: AISI 304
Material: AISI 304

Filetti:
1/4 standard
M12 x 1,25 su richiesta

Fillets:
1/4 standard
M12 x 1.25 upon request

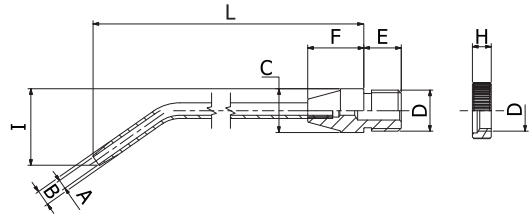

UD

COD	A	B	C	D	E	F	H	L
UDC	3	5	14	1/4"	12	18	6	100
UDM	3	5	14	1/4"	12	18	6	150
UDL	3	5	14	1/4"	12	18	6	250
UDLL	3	5	14	1/4"	12	18	6	400

Materiale: AISI 304
L = 1000 su richiesta

Material: AISI 304
L = 1000 upon request

Filetti:
1/4 standard
M12 x 1,25 su richiesta

Fillets:
1/4 standard
M12 x 1.25 upon request

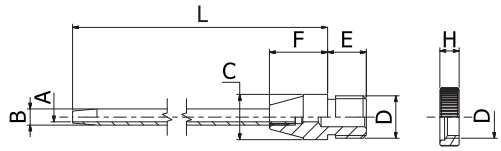

© SAS - Vietata la riproduzione anche parziale del presente catalogo - *Reproduction, even partial, of this catalog is prohibited*

PET

Pettine soffiatore
Filetto: 1/4" Cilindrico

Comb blower
Thread: 1/4" Parallel

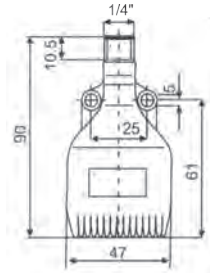

Materiale: Resina acetalica
Temperatura di utilizzo: - 40 °C + 90 °C
Pressione massima: 6 Bar

Material: Acetal resin
Usage temperature: - 40°C + 90°C
Maximum pressure: 6 Bars

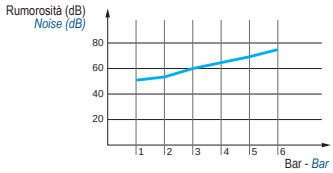

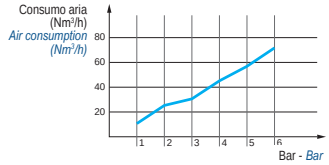

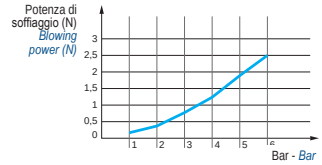

PET 48

Pettine soffiatore
Filetto: 1/4" Cilindrico

Comb blower
Thread: 1/4" Parallel

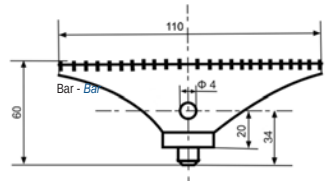

Materiale: ABS
Temperatura di utilizzo: - 40 °C + 90 °C
Pressione massima: 6 Bar

Material: ABS
Usage temperature: - 40°C + 90°C
Maximum pressure: 6 Bar

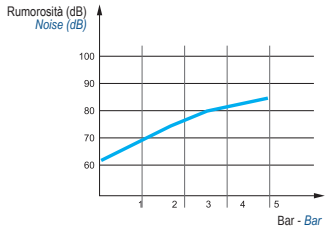

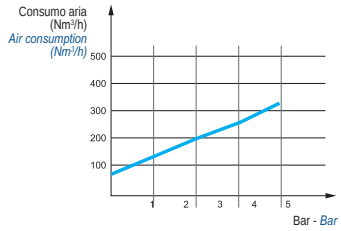

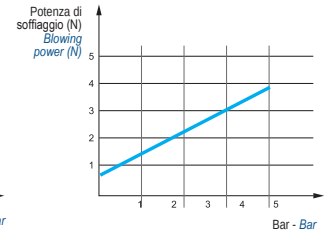

© SAS - Vietata la riproduzione anche parziale del presente catalogo - *Reproduction, even partial, of this catalog is prohibited*

PET-A

Pettine soffiatore
Filetto: 1/4" Cilindrico

Comb blower
Thread: 1/4" Parallel

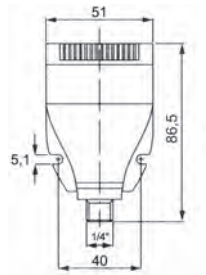

Materiale: Alluminio
Temperatura di utilizzo: - 40 °C + 150 °C
Pressione massima: 6 Bar

Material: Aluminum
Operating temperature: - 40°C + 150°C
Maximum pressure: 6 Bar

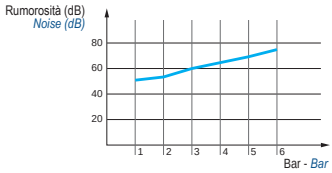

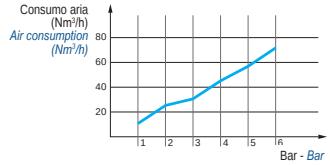

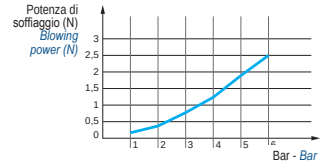

PET-AL

Pettine soffiatore
Filetto: 1/4" Cilindrico

Comb blower
Thread: 1/4" Parallel

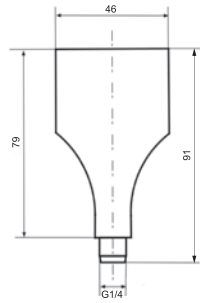

Materiale: Alluminio
Temperatura di utilizzo: - 40 °C + 150 °C
Pressione massima: 6 Bar

Material: Aluminum
Operating temperature: - 40°C + 150°C
Maximum pressure: 6 Bar

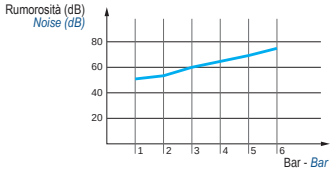

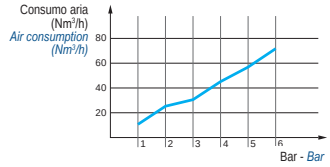

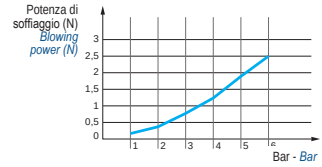

© SAS - Vietata la riproduzione anche parziale del presente catalogo - *Reproduction, even partial, of this catalog is prohibited*

PET-X

Pettine soffiatore - AISI 316 L
Filetto: 1/4" Femmina / 1/4" Maschio
Cilindrico

Comb blower - AISI 316L
Thread: 1/4" Female - 1/4" Male
Parallel

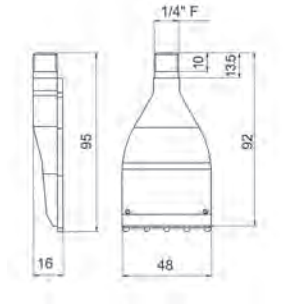

Materiale: AISI 316 L
Temperatura di utilizzo:
- 40 °C + 450 °C
Pressione massima: 6 Bar

Material: AISI 316L
Usage temperature:
- 40°C + 450°C
Maximum pressure: 6 Bars

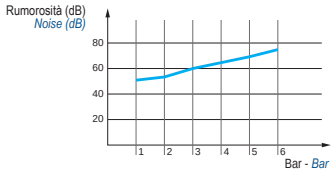

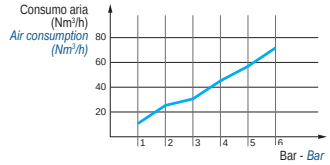

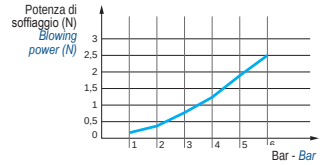

PET-XX



Pettine soffiatore - AISI 316 L
Filetto: 1/4" Maschio
Cilindrico

Comb blower - AISI 316L
Thread: 1/4" Male
Parallel

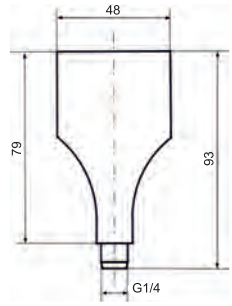

Materiale: AISI 316 L
Temperatura di utilizzo:
- 40 °C + 450 °C
Pressione massima: 6 Bar
Struttura integrale

Material: AISI 316L
Usage temperature:
- 40°C + 450°C
Maximum pressure: 6 Bar
Integral structure

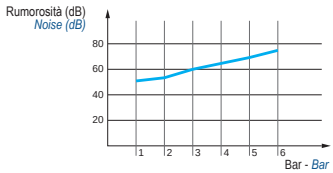

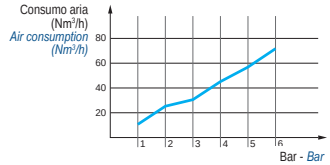

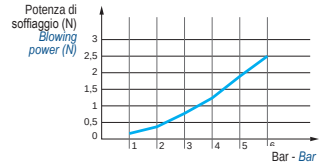

© SAS - Vietata la riproduzione anche parziale del presente catalogo - *Reproduction, even partial, of this catalog is prohibited*

USP

Ugello di sicurezza a pettine
Filetto: 1/4" - Cilindrico

Comb safety nozzle
Thread: 1/4" - Parallel

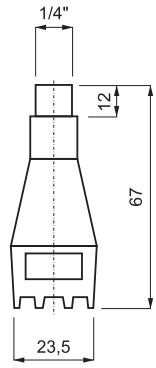

Materiale: Resina acetalica
Temperatura di utilizzo: - 40 °C + 90 °C
Pressione massima: 6 Bar

Material: Acetal resin
Usage temperature: - 40°C + 90°C
Maximum pressure: 6 Bars

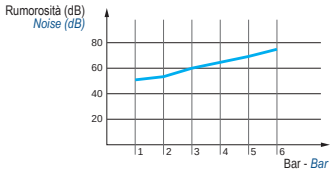

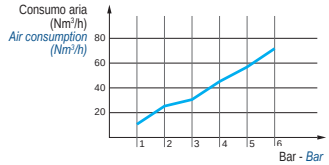

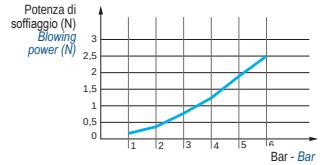

PAR

Parabola di protezione
Parabola of protection

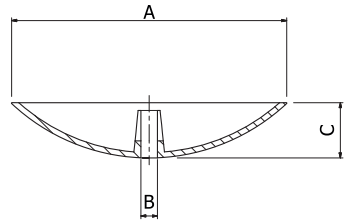

A = Ø 100 mm
B = Ø 6 mm
C = 19 mm

Materiale: policarbonato
Material: polycarbonate

© SAS - Vietata la riproduzione anche parziale del presente catalogo - *Reproduction, even partial, of this catalog is prohibited*

UA

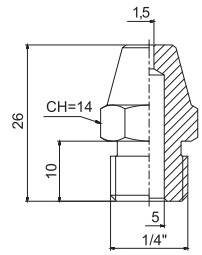

Filetto:
1/4" Cilindrico
M12 x 1,25 su richiesta
Materiale: Alluminio

Thread:
1/4" Parallel
M12 x 1.25 on request
Material: Aluminum

UAF

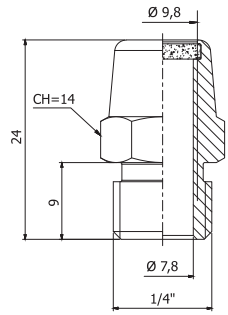

Filetto:
1/4" Cilindrico Standard
M12 x 1,25 su richiesta
Materiale: Alluminio
Corpo: Alluminio
Filtro: Bronzo sinterizzato

Thread:
1/4" Standard Parallel
M12 x 1.25 on request
Material: Aluminum
Body: Aluminum
Filter: Sintered bronze

UMP

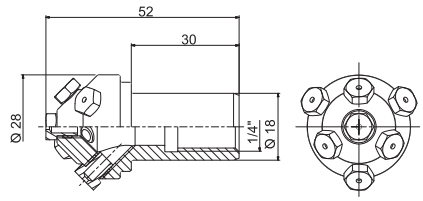

Ugello multiplo per pulizia tubi e serbatoi
Filetto: 1/4" Femmina
Materiale: Ottone nichelato

Multiple nozzle for cleaning pipes and tanks
Thread: 1/4" Female
Material: Nickel-plated brass

© SAS - Vietata la riproduzione anche parziale del presente catalogo - *Reproduction, even partial, of this catalog is prohibited*

RLF

Regolatore in linea fisso 2,5 Bar
Fixed in-line regulator 2.5 Bar

Filetto:	1/4"- Cilindrico + OR
Materiale:	Ottone nichelato
Erogazione	2,5 Bar
Pressione max di esercizio	10 Bar
Temperatura di utilizzo	-25 °C / +85 °C
Peso	53,5 gr
Ingresso femmina	1/4" GAS
Uscita maschio	1/4" GAS

Norma OSHA STD 1-13,1
Regola automaticamente la pressione in uscita a 2,5 Bar

Thread:	*1/4"- Cylindrical + OR*
Material:	*Nickel-plated brass*
Delivery	*2.5 Bar*
Max working pressure	*10 Bar*
Operating temperature	*-25 °C / +85 °C*
Weight	*53.5 g*
Female entrance	*1/4" GAS female inlet*
Male outlet	*1/4" GAS male outlet*

OSHA standard STD 1-13.1
Automatically adjusts the outlet pressure to 2.5 Bar

UPP

Ugello in ABS per asciugatura
ABS nozzle for drying

Materiale: ABS
Filetto 1/4" - Cilindrico
Pressione max 7 Bar
Max. temp. di esercizio: 77 °C

Material: ABS
1/4" thread - Parallel
Max pressure 7 Bar
Max temp. operating temperature: 77°C

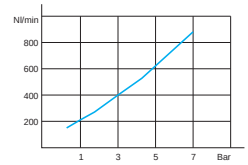

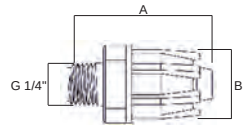

A	B	PESO (gr) *WEIGHT (gr)*
48	25	8

UARX

Ugello ad alto rendimento
High performance nozzle

Abbattimento acustico:	40%
Materiale:	AISI 304
Filetto:	1/4" Cilindrico
Pressione max:	7 Bar
Max. temp. di esercizio:	130 °C
Peso:	32 gr.

Noise reduction:	*40%*
Material:	*AISI 304*
Thread	*1/4" Parallel*
Max pressure:	*7 Bar*
Max temp. operating temperature:	*130°C*
Weight:	*32 gr.*

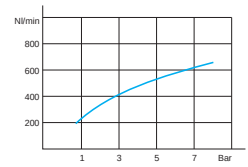

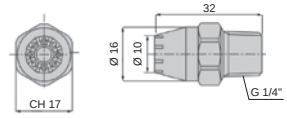

© SAS - Vietata la riproduzione anche parziale del presente catalogo - *Reproduction, even partial, of this catalog is prohibited*

NBP

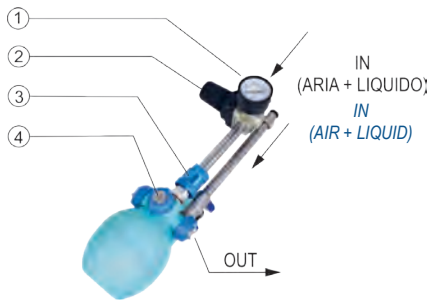

Sistema di nebulizzazione a bassa pressione - 220 / 110 VAC - 5 ÷ 10 µ.
Il dispositivo copre una superficie da 30 mq a 40 mq.

PARTICOLARMENTE ADATTO PER LA SANIFICAZIONE DI AMBIENTI DI LAVORO, ANCHE CON CICLO PROGRAMMATO.

Low pressure misting system - 220 / 110 VAC - 5 ÷ 10 µ.
The device covers an area of 30 m² to 40 m²

PARTICULARLY SUITABLE FOR SANITIZATION OF WORK ENVIRONMENTS, EVEN WITH A PROGRAMMED CYCLE.

1 Manometro	*1 Pressure gauge*
2 Regolatore di pressione	*2 Pressure Regulator*
3 Valvola a manicotto	*3 Pinch valve*
4 Ugello spray (4 uscite)	*4 Spray nozzle (4 outlets)*

UPT

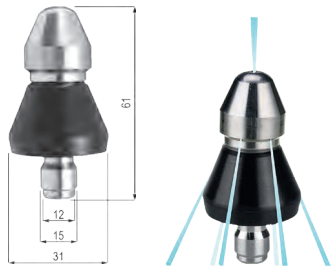

Ugello per la pulizia tubi
Avanzamento automatico sfruttando la pressione del getto (aria o liquido)
Pressione di esercizio: 4 ÷ 50 Bar
Pressione max: 350 Bar
Temperatura max: 180 °C

Nozzle for cleaning pipes
Automatic advance using the pressure of the jet (air or liquid)
Operating pressure: 4 ÷ 50 Bar
Pressione max: 350 Bar
Max temperature: 180 °C

UGC

Ugello a getto circolare per pulizia e verniciatura di piccoli serbatori
Circular jet nozzle for cleaning and painting small tanks

Materiale:	Ottone	*Material:*	*Brass*
Pressione max:	14 Bar	*Max pressure:*	*14 Bar*
Max. temp. di esercizio:	210 °C	*Max temp. operating temperature:*	*210°C*
Peso:	30,2 gr.	*Weight:*	*30,2 gr.*

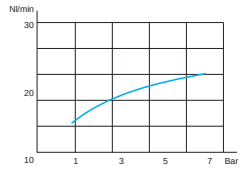

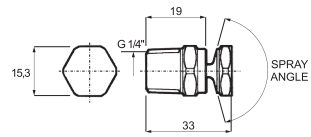

RACCORDO A SFERA ORIENTABILE (45°) INOX AISI 316 - *ADJUSTABLE BALL FITTING (45°) AISI 316 STAINLESS STEEL*

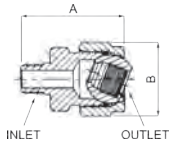

COD	G	A	B
1 RGS-X	1/8"	35	25
2 RGS-X	1/4"	40	28
3 RGS-X	3/8"	45	28
4 RGS-X	1/2"	56	42

Raccordo a sfera orientabile per ugelli
Materiale: Acciaio Inox AISI 316 L
Angolo 45° in ogni direzione

Adjustable ball fitting for nozzles
Material: AISI 316 L Stainless Steel
45° angle in any direction

VSR

VALVOLA A SCARICO RAPIDO
QUICK EXHAUST VALVE

Materiale: Ottone nichelato
Membrana: Poliuretano Ⓐ - NBR (VSR-M) Ⓑ

Material: Nickel-plated brass
Membrane: Polyurethane Ⓐ - NBR (VSR-M) Ⓑ

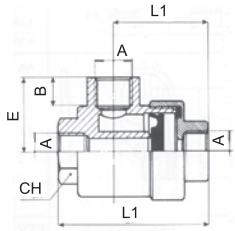

COD	A	B	L1	L2	CH	E
1 VSR	1/8"	6	42	27	14	19
2 VSR	1/4"	10,5	54	35	17	25,5
3 VSR	3/8"	11	55	35	21	26
4 VSR	1/2"	12	72,5	43	26	31,5
5 VSR	3/4"	14,5	88,5	53,3	32	37
7 VSR	M5	1	25	17,5	10	10
5 VSR-M	3/4"	13	118	70	46	47,5
6 VSR-M	1"	13	118	70	46	47,5

© SAS - Vietata la riproduzione anche parziale del presente catalogo - *Reproduction, even partial, of this catalog is prohibited*

MG POLIURETANO



Temperatura: - 20 °C + 80 °C
Materiale: Poliuretano
Guarnizione: Nylon

Temperature: - 20°C + 80°C
Material: Polyurethane
Gasket: Nylon

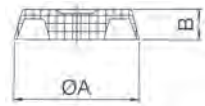

COD		Ø1	Ø2
7 MG POL	M5	13,5	4,5
1 MG POL	1/8"	20,5	5
2/3 MG POL	1/4" - 3/8"	25,5	5,8
4 MG POL	1/2"	35,5	8,2
5/6 MG POL	3/4" - 1"	40,5	32

MG VITON

Temperatura: - 15 °C + 20 °C
Materiale: Viton
Guarnizione: Viton
Temperature: - 15°C + 20°C
Material: Viton
Gasket: Viton

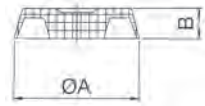

COD		Ø1	Ø2
7 MG VITON	M5	13,5	4,5
1 MG VITON	1/8"	20,5	5
2/3 MG VITON	1/4" - 3/8"	25,5	5,8
4 MG VITON	1/2"	35,5	8,2

MG NBR

Materiale: NBR
Guarnizione: NBR
Temperatura: - 20 °C + 80 °C

Material: NBR
Gasket: NBR
Temperature: - 20°C + 80°C

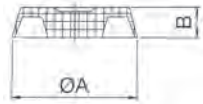

COD		A	B
7 MG NBR	M5	13,5	4,5
1 MG NBR	1/8"	20,5	5
2/3 MG NBR	1/4" - 3/8"	25,5	5,8
4 MG NBR	1/2"	35,5	8,2
5/6 MG NBR	3/4" - 1"	40,5	32

© SAS - Vietata la riproduzione anche parziale del presente catalogo - *Reproduction, even partial, of this catalog is prohibited*

MVS FF-X



Corpo: Acciao Inox AISI 316 L
Body: AISI 316 L stainless steel

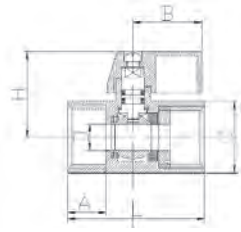

COD	Tubo *Pipe*	D	L	H	A	C	B
1 MVS FF-X	1/8"	5,3	42	17	11	22	22
2 MVS FF-X	1/4"	7,5	43	17	11	22	22
3 MVS FF-X	3/8"	7,5	44	17	12	22	22
4 MVS FF-X	1/2"	9,2	48,5	28	12,5	25	22
5 MVS FF-X	3/4"	12,5	57	33	13,5	27	22
6 MVS FF-X	1"						

Colore maniglia: blu: standard
Handle color: blue

MVS FF

Corpo: Ottone nichelato
Maniglia: Nylon 66 + 30% Fibra di vetro

Body: Nickel-plated brass
Handle: Nylon 66 + 30% Fiberglass

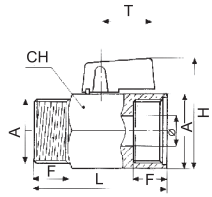

COD	A	Ø	CH	F	L	T	H
1 MVS FF	1/8"	6	21	10	40	22	38
2 MVS FF	1/4"	9	21	10	40	22	38
3 MVS FF	3/8"	8	21	10	40	22	38
4 MVS FF	1/2"	10	25	12	48	22	42
5 MVS FF	3/4"	12	30	14	54	22	46
6 MVS FF	1"	18	37	14	63	22	54

Colore maniglia rossa: standard
Colore maniglia nera: su richiesta

Red handle color: standard
Handle color black: on request

MVS MM

Corpo: Ottone nichelato
Maniglia: Nylon 66 + 30% Fibra di vetro
Cilindrico

Body: Nickel-plated brass
Handle: Nylon 66 + 30% Fiberglass
Parallel

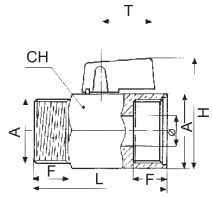

COD	A	Ø	CH	F	L	T	H
1 MVS MM	1/8"	6	21	10	40	22	38
2 MVS MM	1/4"	9	21	10	40	22	38
3 MVS MM	3/8"	8	21	10	40	22	38
4 MVS MM	1/2"	10	25	12	48	22	42
5 MVS MM	3/4"	12	30	14	54	22	46
6 MVS MM	1"	18	37	14	63	22	54

Colore maniglia rossa: standard
Colore maniglia nera: su richiesta

Red handle color: standard
Handle color black: on request

© SAS - Vietata la riproduzione anche parziale del presente catalogo - *Reproduction, even partial, of this catalog is prohibited*

MVS MF

Corpo: Ottone nichelato
Maniglia: Nylon 66 + 30% Fibra di vetro
Cilindrico

Body: Nickel-plated brass
Handle: Nylon 66 + 30% Fiberglass
Parallel

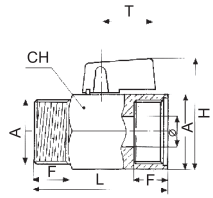

COD	A	Ø	CH	F	L	T	H
1 MVS FF	1/8"	6	21	10	40	22	38
2 MVS FF	1/4"	9	21	10	40	22	38
3 MVS FF	3/8"	8	21	10	40	22	38
4 MVS FF	1/2"	10	25	12	48	22	42
5 MVS FF	3/4"	12	30	14	54	22	46
6 MVS FF	1"	18	37	14	63	22	54

Colore maniglia rossa: standard
Colore maniglia nera: su richiesta

Red handle color: standard
Handle color black: on request

MVS-MINI FF

Corpo: Ottone nichelato
Maniglia: Nylon 66 + 30% Fibra di vetro

Body: Nickel-plated brass
Handle: Nylon 66 + 30% Fiberglass

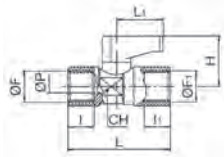

COD	F	F1	P	I	I1	H	L	L1	CH
1 MVS-MINI FF	1/8"	1/8"	5,5	8	8	21,5	36,5	19,5	14
2 MVS-MINI FF	1/4"	1/4"	5,5	11	11	21,5	43	19,5	14
3 MVS-MINI FF	3/8"	3/8"	8	11,5	11,5	23	46	19,5	18
4 MVS-MINI FF	1/2"	1/2"	10	15	15	33	56,5	26,5	22

MVS-MINI MM

Corpo: Ottone nichelato
Maniglia: Nylon 66 + 30% Fibra di vetro

Body: Nickel-plated brass
Handle: Nylon 66 + 30% Fiberglass

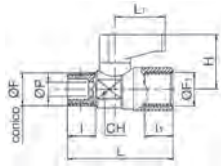

COD	F	F1	P	I	I1	H	L	L1	CH
1 MVS MINI MM	1/8"	1/8"	5,5	7	7	21,5	32	19,5	14
2 MVS-MINI MM	1/8"	1/4"	5,5	7	8	21,5	32,5	19,5	14
3 MVS-MINI MM	1/4"	1/4"	5,5	8	8	21,5	33	19,5	14
4 MVS-MINI MM	3/8"	1/4"	5,5	9	8	21,5	34	19,5	14
5 MVS-MINI MM	3/8"	3/8"	8	13,5	9	23	45,5	19,5	18
6 MVS-MINI MM	1/2"	1/2"	10	15	8,5	33	51	26,5	22

© SAS - Vietata la riproduzione anche parziale del presente catalogo - *Reproduction, even partial, of this catalog is prohibited*

MVS-MINI MF

Corpo: Ottone nichelato
Maniglia: Nylon 66 + 30% Fibra di vetro

Body: Nickel-plated brass
Handle: Nylon 66 + 30% Fiberglass

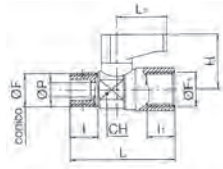

COD	F	F1	P	I	I1	H	L	L1	CH
1 MVS MINI MF	1/8"	1/8"	5,5	8	8	21,5	35,5	19,5	14
2 MVS MINI MF	1/4"	1/8"	5,5	11	8	21,5	36	19,5	14
3 MVS MINI MF	1/4"	1/4"	5,5	11	11	21,5	41	19,5	14
4 MVS MINI MF	3/8"	1/4"	5,5	11,5	11	21,5	41,5	19,5	14
5 MVS MINI MF	3/8"	3/8"	8	11,5	11,5	23	44,5	19,5	18
6 MVS MINI MF	1/2"	1/2"	10	15	15	33	58	26,5	22

MVS-MINI TT

Corpo: Ottone nichelato
Maniglia: Nylon 66 + 30% Fibra di vetro

Body: Nickel-plated brass
Handle: Nylon 66 + 30% Fiberglass

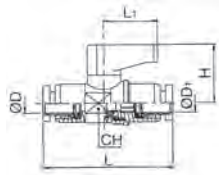

COD	ØD	ØD1	H	L	L1	CH
1 MVS MINI TT	4	4	21,5	43	19,5	14
2 MVS MINI TT	6	6	21,5	46,3	19,5	14
3 MVS MINI TT	8	8	21,5	43	19,5	14

MVS-MINI MT

Corpo: Ottone nichelato
Maniglia: Nylon 66 + 30% Fibra di vetro
Conico

Body: Nickel-plated brass
Handle: Nylon 66 + 30% Fiberglass
Taper

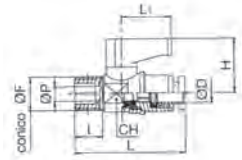

COD	ØD	F	P	I	H	L	L1	CH
1 MVS-MINI MT	4	1/8"	5,5	8	21,5	41	19,5	14
2 MVS-MINI MT	4	1/4"	5,5	11	21,5	44	19,5	14
3 MVS-MINI MT	6	1/8"	5,5	8	21,5	41	19,5	14
4 MVS-MINI MT	6	1/4"	5,5	11	21,5	44	19,5	14
5 MVS-MINI MT	6	3/8"	5,5	11,5	21,5	45,5	19,5	14
6 MVS-MINI MT	8	1/8"	5,5	8	21,5	45,5	19,5	14
7 MVS-MINI MT	8	1/4"	5,5	11	21,5	45	19,5	14
8 MVS-MINI MT	8	3/8"	5,5	11,5	21,5	45,5	19,5	14

© SAS - Vietata la riproduzione anche parziale del presente catalogo - *Reproduction, even partial, of this catalog is prohibited*

MVS-POM-TT

Materiale: Tecnopolimero
Material: Plastic

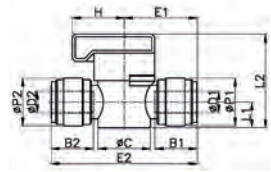

COD (mm)	Ø D1	Ø D2	B1 - PROF. TUBO *B1 - TUBE DEEP*	B2 - PROF. TUBO *B2 - TUBE DEEP*	Ø P1	Ø P2	L1	L2	E1	E2	H	Ø C	PESO *WEIGHT*	EA (BOX)
MVS-POM-TT 06-06	06	06	16,1	16,1	15,5	15,5	9,5	34,5	25,9	51,7	19,0	19,2	16,0	25
MVS-POM-TT 08-08	08	08	17,5	17,5	17,6	17,6	9,5	34,5	26,8	53,5	19,0	19,2	17,4	25
MVS-POM-TT 10-10	10	10	20,5	20,5	20,0	20,0	12,5	42,3	31,5	63,0	26,3	24,2	29,0	15
MVS-POM-TT 12-12	12	12	23,7	23,7	23,0	23,0	12,5	42,3	35,2	70,4	26,3	24,2	35,4	15

MINI VALVOLE A SFERA 2 VIE AISI 304 - *AISI 304 2-WAY MINI BALL VALVES*

AISI 304

COD	CARATTERISTICHE - *FEATURES*
MVX 02-04	2 VIE - *2 WAYS*
	Per tubo 4 - *For tube 4*

Massima temperatura di esercizio: 40 °C
Maximum operating temperature: 40 °C

Massima pressione di esercizio: 4 Bar
Maximum operating pressure: 4 Bar

MINI VALVOLE A SFERA 3 VIE AISI 304 - *AISI 304 3-WAY MINI BALL VALVES*

AISI 304

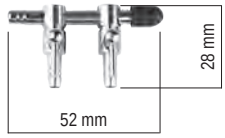

COD	CARATTERISTICHE - *FEATURES*
MVX 03-04	3 VIE - *3 WAYS*
	Per tubo 4 - *For tube 4*

Massima temperatura di esercizio: 40 °C
Maximum operating temperature: 40 °C

Massima pressione di esercizio: 4 Bar
Maximum operating pressure: 4 Bar

© SAS - Vietata la riproduzione anche parziale del presente catalogo - *Reproduction, even partial, of this catalog is prohibited*

MINI VALVOLE A SFERA 4 VIE AISI 304 - *AISI 304 4-WAY MINI BALL VALVES*

AISI 304

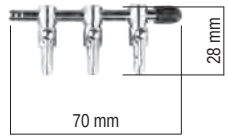

COD	CARATTERISTICHE - *FEATURES*
MVX 04-04	4 VIE - *5 WAYS*
	Per tubo 4 - *For tube 4*

Massima temperatura di esercizio: 40 °C
Maximum operating temperature: 40 °C

Massima pressione di esercizio: 4 Bar
Maximum operating pressure: 4 Bar

MINI VALVOLE A SFERA 5 VIE AISI 304 - *AISI 304 5-WAY MINI BALL VALVES*

AISI 304



COD	CARATTERISTICHE - *FEATURES*
MVX 05-04	5 VIE - *5 WAYS*
	Per tubo 4 - *For tube 4*

Massima temperatura di esercizio: 40 °C
Maximum operating temperature: 40 °C

Massima pressione di esercizio: 4 Bar
Maximum operating pressure: 4 Bar

MINI VALVOLE A SFERA 6 VIE AISI 304 - *AISI 304 6-WAY MINI BALL VALVES*

AISI 304

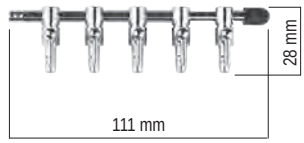

COD	CARATTERISTICHE - *FEATURES*
MVX 06-04	6 VIE - *6 WAYS*
	Per tubo 4 - *For tube 4*

Massima temperatura di esercizio: 40 °C
Maximum operating temperature: 40 °C

Massima pressione di esercizio: 4 Bar
Maximum operating pressure: 4 Bar

© SAS - Vietata la riproduzione anche parziale del presente catalogo - *Reproduction, even partial, of this catalog is prohibited*

VS LIBERE - *VS FREE*

COD	A	B	L
1 VS	1/8"	9	35÷39
2 VS	1/4"	9	35÷39
3 VS	3/8"	10	61
4 VS	1/2"	10	61
5 VS	3/4"	14	86
6 VS	1"	14	86

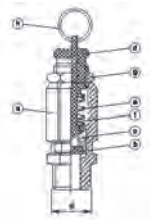

Cilindrico
Valvole di sicurezza libere

Campo taratura da 0,5 a 5 bar - 6,0 a 12 bar - 13 a 18 bar
Portata valvole in funzione della pressione su richiesta

Parallel
Free safety valves

Calibration range from 0.5 to 5 bar - 6.0 to 12 bar 13 to 18 bar
Valve flow in operation pressure on demand

MATERIALI IMPIEGATI

a) corpo valvola: ottone CW614N UNI EN 12164
b) guarnizione: NBR (su richiesta)
c) otturatore: ottone CW614N UNI EN 12164
d) regolatore: ottone CW614N / acciaio UNI EN 10277-3 UNI EN12164
e) molla: acciaio / brass C98 UNI 3823 / INOX AISI 30 (su richiesta)
f) spillo: acciaio / steel CB 4 UNI 7356-74
g) dado: ottone / brass CW 614N UNI EN 12164
h) anello: acciaio / steel C 75 (su richiesta)

MATERIALS

a) valve body: brass / brass cw614N UNI EN 12164
b) gasket: NBR (upon request)
c) obturator: brass / brass cw614N UNI EN 12164
d) regulator: cw614N brass UNI EN 10277-3 UNI EN 12164 steel
e) spring: steel / brass c98 UNI 3823 / AISI 30 stainless steel (on request)
f) pin: steel / steel cb 4 UNI 7356-74
g) nut: brass / brass cw 614n UNI EN 12164
h) ring: steel / steel c 75 (on request)

VS FISSE - *VS FIXED*

COD	A	B	L
1 VS	1/8"	9	35÷39
2 VS	1/4"	9	35÷39
3 VS	3/8"	10	61
4 VS	1/2"	10	61
5 VS	3/4"	14	86
6 VS	1"	14	86

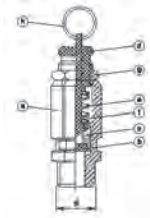

Cilindrico
Valvole di sicurezza fisse

Campo taratura da 0,5 a 18 bar
Portata valvole in funzione della pressione su richiesta

Parallel
Fixed safety valves

Calibration range from 0.5 to 18 bar
Valve flow in operation pressure on demand

MATERIALI IMPIEGATI

a) corpo valvola: ottone CW614N UNI EN 12164
b) guarnizione: NBR (su richiesta)
c) otturatore: ottone CW614N UNI EN 12164
d) regolatore: ottone CW614N / acciaio UNI EN 10277-3 UNI EN12164
e) molla: acciaio / brass C98 UNI 3823 / INOX AISI 30 (su richiesta)
f) spillo: acciaio / steel CB 4 UNI 7356-74
g) dado: ottone / brass CW 614N UNI EN 12164
h) anello: acciaio / steel C 75 (su richiesta)

MATERIALS

a) valve body: brass / brass cw614N UNI EN 12164
b) gasket: NBR (upon request)
c) obturator: brass / brass cw614N UNI EN 12164
d) regulator: cw614N brass UNI EN 10277-3 UNI EN 12164 steel
e) spring: steel / brass c98 UNI 3823 / AISI 30 stainless steel (on request)
f) pin: steel / steel cb 4 UNI 7356-74
g) nut: brass / brass cw 614n UNI EN 12164
h) ring: steel / steel c 75 (on request)

RSF

Rubinetto di spurgo manuale
Materiale: Ottone nichelato
Cilindrico

Manual drain valve
Material: Nickel-plated brass
Parallel

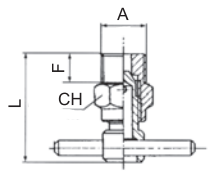

COD	A	F	L	CH
2 RSF	1/4"	7,5	21-23	14
3 RSF	3/8"	7,5	21-23	17
4 RSF	1/2"	9	20-22	22

© SAS - Vietata la riproduzione anche parziale del presente catalogo - *Reproduction, even partial, of this catalog is prohibited*

TL

Tappo livello
Cilindrico

Level cap
Parallel

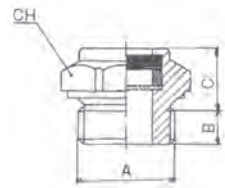

COD	A	F	L	CH
2 TL	1/4"	8	9	17
3 TL	3/8"	9	10	22
4 TL	1/2"	9	11	27
5 TL	3/4"	11	11	32
6 TL	1"	10	12	40

Corpo: Alluminio 11S
Visore: TROGRAMID T
Pressione Max: 10 Bar
Temperatura: - 30 °C + 100 °C

Body: 11S Aluminum
Visor: TROGRAMID T
Max pressure: 10 Bar
Temperature: - 30°C + 100°C

RSZ

Rubinetto di spurgo manuale
Materiale: Ottone nichelato
Cilindrico

Manual drain valve
Material: Nickel-plated brass
Parallel

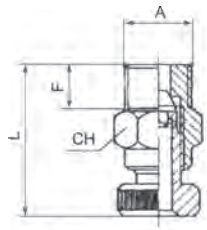

COD	A	F	L	CH
1 RSZ	1/8"	6	16-18	12
2 RSZ	1/4"	7,5	17-19	14
3 RSZ	3/8"	7,5	17-19	17
4 RSZ	1/2"	9	15-17	22

VSC

Valvola di scarico condensa manuale
Materiale: Ottone nichelato
Molla: AISI 302
Cilindrico

Manual drain valve
Material: Nickel-plated brass
Spring: AISI 302
Parallel

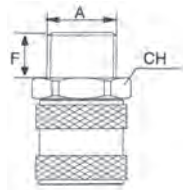

COD	A	CH	F
VSC	1/4"	16	9

© SAS - Vietata la riproduzione anche parziale del presente catalogo - *Reproduction, even partial, of this catalog is prohibited*

VM

Valvola manicotto
Materiale: Ottone nichelato

Sleeve valve
Material: Nickel-plated brass

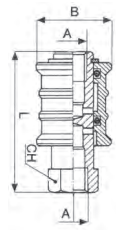

COD	A	B	L	CH
1 VM	1/8"	25	48	14
2 VM	1/4"	30	58	17
3 VM	3/8"	35	68	22
4 VM	1/2"	40	80	22
7 VM	5 MA	13	31	7

TRP

Avvisatore acustico
Frequenza: 784 Hz
Nota: SOL

Horn
Frequency: 784Hz
Note: G

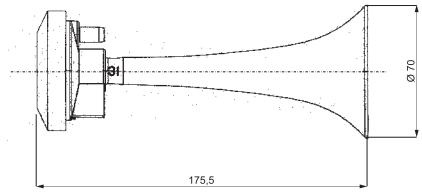

TANK 5L

Interno decapato + trattamento antiruggine
Pickled interior + anti-rust treatment

COMPONENTE *COMPONENT*	DESCRIZIONE	*FEATURES*
1	PISTOLA PAC-P 1/4"	*PAC-P GUN 1/4"*
2	TUBO SPIRALE 8510	*SPIRAL TUBE 8510*
3	RIDUTTORE AR 2000-02	*REDUCER AR 2000-02*
4	RACCORDO RAPIDO 1/4"	*QUICK FITTING 1/4"*
5	ATTACCO RAPIDO 1/4"	*QUICK COUPLING 1/4"*
6	VALVOLA DI SICUREZZA TARATA VS 1/4" 8 BAR	*CALIBRATED SAFETY VALVE VS 1/4" 8 BAR*
7	BC 2 USCITE	*BC 2 OUTPUTS*
8	VALVOLA DI SPURGO VSC 1/4"	*VSC BLEED VALVE 1/4"*

Le caratteristiche di ogni singolo componente del TANK 5L possono essere rilevate nel Programma SAS Generale
The characteristics of each individual component of the TANK 5L can be found in the General SAS Program

© SAS - Vietata la riproduzione anche parziale del presente catalogo - *Reproduction, even partial, of this catalog is prohibited*

LAMA

Lama ricambio per pinza tagliatubo PT
Spare blade for PT pipe cutter

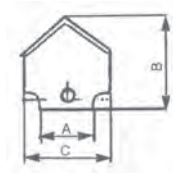

COD	A	B	C
L	11,2	17,6	19,3

OS

Orientatore in Nylon (per Silenziatore SOS)
Nylon Orientator (for SOS Silencer)

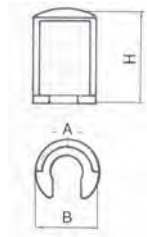

COD	X	A	B	H
1 OS	1/8"	8	19,5	29
2 OS	1/4"	11	23,5	33
3 OS	3/8"	14	26,5	41
4 OS	1/2"	17	33,5	51
5 OS	3/4"	23	40	47
6 OS	1"	29	48	50

AM

Smorzatore per manometri
Materiale:
Corpo: ottone
Filtro: Bronzo sferico sinterizzato
Cilindrico
AISI 316 L a richiesta

Damper for pressure gauges
Material:
Body: brass
Filter: Sintered Spherical bronze
AISI 316 L on request

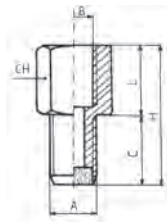

COD	A	B	CH	C	L	H
1 AM	1/8"	1/8"	14	10	15	25
2 AM	1/4"	1/4"	19	15	21	36
3 AM	3/8"	3/8"	27	22	23	45
4 AM	1/2"	1/2"	30	27	23	50

Taratura:
B = Bassa pressione: < 20 Bar
M = Media pressione: 20÷100 Bar
A = Alta pressione: > 100 Bar

Calibration:
B = Low pressure: < 20 Bar
M = Medium pressure: 20÷100 Bar
A = High pressure: > 100 Bar

© SAS - Vietata la riproduzione anche parziale del presente catalogo - *Reproduction, even partial, of this catalog is prohibited*

VP

Valvola a pedale con fermo di sicurezza
Foot valve with safety lock

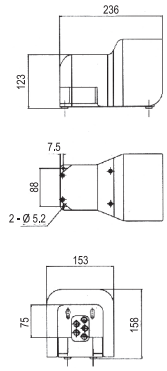

CARATTERISTICHE TECNICHE- *TECHNICAL FEATURES*	
TIPO - *TYPE*	5/2
INGRESSO - *INPUT*	G 1/4"
FLUIDO - *FLUID*	ARIA COMPRESSA *COMPRESSED AIR*
TEMPERATURA DI ESERCIZIO *OPERATING TEMPERATURE*	-10 °C ÷ + 50 °C
PRESSIONE DI ESERCIZIO *WORKING PRESSURE*	MAX 10 BAR
MATERIALI - *MATERIALS*	
CORPO - *BODY*	ALLUMINIO PRESSSOFUSO *DIE-CAST ALUMINUM*
GUARNIZIONI - *GASKETS*	NBR - *NBR*
PROTEZIONE - *PROTECTION*	POLICARBONATO (GIALLO) *POLYCARBONATE (YELLOW)*

GPE

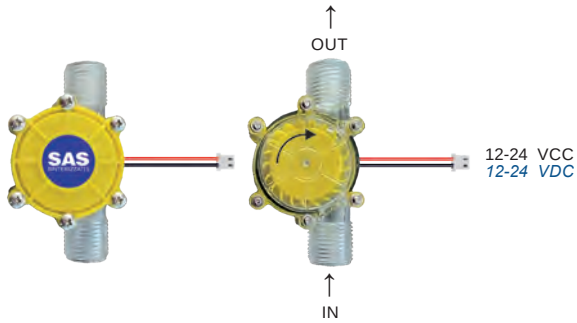

COD	GPE
Dimensioni *Size*	1/2" - 1/2"
Pressione max. *Max pressure*	10 Bar
Temperatura di esercizio *Operating temperature*	- 0°C ÷ + 50°C
Materiale *Material*	Tecnoplimero *Technopolymer*
Voltaggio erogato *Voltage*	12 VCC - 24 VCC *12 VDC - 24 VDC*
Filettatura *Thread*	Cilindrico *Parallel*

FL-MF

Filtro in linea Maschio - Femmina
Materiale: Corpo Ottone nichelato
Filtro: Bronzo sinterizzato nichelato
Guarnizione: NBR
Cilindrico

Male - Female in-line filter
Material: Body Nickel-plated brass
Filter: Nickel-plated sintered bronze
Gasket: NBR
Parallel

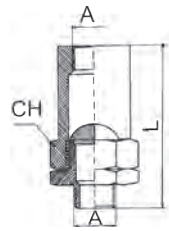

COD	A	L	CH
1 FL-MF	1/8"	41	17
2 FL-MF	1/4"	49	19
3 FL-MF	3/8"	63	24
4 FL-MF	1/2"	73	30
5 FL-MF	3/4"	81	38
6 FL-MF	1"	87	38
7 FL-MF	M5	27	10

© SAS - Vietata la riproduzione anche parziale del presente catalogo - *Reproduction, even partial, of this catalog is prohibited*

FL-FF

Filtro in linea Femmina - Femmina
Materiale: Corpo Ottone nichelato
Filtro: Bronzo sinterizzato nichelato
Guarnizione: NBR

Inline filter Female - Female
Material: Body Nickel-plated brass
Filter: Nickel-plated sintered bronze
Gasket: NBR

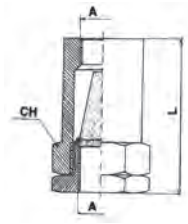

COD	A	L	CH
1 FL-FF	1/8"	35	17
2 FL-FF	1/4"	41	19
3 FL-FF	3/8"	53	24
4 FL-FF	1/2"	63	30
5 FL-FF	3/4"	70	38
6 FL-FF	1"	87	38
7 FL-FF	M5	23	10

FL-MM

Filtro in linea Maschio - Maschio
Materiale:
Corpo: Ottone nichelato
Filtro: Bronzo sinterizzato nichelato
Guarnizione: NBR
Cilindrico

In-line filter Male - Male
Material:
Body: Nickel-plated brass
Filter: Nickel-plated sintered bronze
Gasket: NBR
Parallel

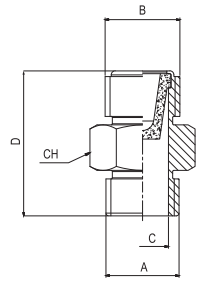

COD	A	C	D	CH	B
1 FL-MM	1/8"	Ø6	21	13	1/8"
2 FL-MM	1/4"	Ø9	16	16	1/4"

FLX-MM

Filtro in linea Maschio - Maschio
Materiale:
Corpo: AISI 316
Filtro: AISI 316 Sinterizzato
Guarnizione: Viton
Cilindrico

In-line filter Male - Male
Material:
Body: AISI 316
Filter: AISI 316 Sintered
Gasket: Viton
Parallel

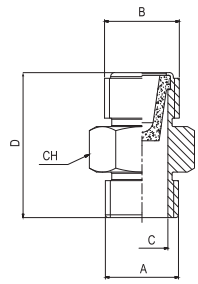

COD	A	C	D	CH	B
1 FLX-MM	1/8"	Ø6	21	13	1/8"
2 FLX-MM	1/4"	Ø9	16	16	1/4"

© SAS - Vietata la riproduzione anche parziale del presente catalogo - *Reproduction, even partial, of this catalog is prohibited*

FLX-MF

Filtro in linea Maschio - Femmina
Materiale:
Corpo: AISI 316
Filtro: AISI 304
Guarnizione: Viton
Cilindrico

Male - Female in-line filter
Material:
Body: AISI 316
Filter: AISI 304
Gasket: Viton
Parallel

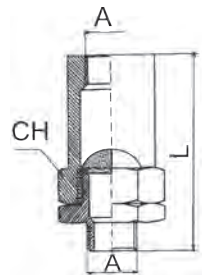

COD	A	L	C
1 FL-MF	1/8"	41	17
2 FL-MF	1/4"	49	19
3 FL-MF	3/8"	63	24
4 FL-MF	1/2"	73	30

FLX-FF

Filtro in linea Femmina - Femmina
Materiale:
Corpo: AISI 316
Filtro: AISI 304
Guarnizione: Viton

Inline filter Female - Female
Material:
Body: AISI 316
Filter: AISI 304
Gasket: Viton

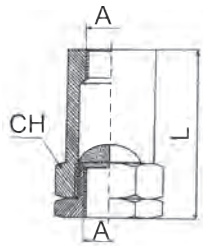

COD	A	L	CH
1 FL-FF	1/8"	35	17
2 FL-FF	1/4"	41	19
3 FL-FF	3/8"	53	24
4 FL-FF	1/2"	63	30

FL-MINI

Mini Filtro in linea tubo-tubo ØA (3 - 5 mm)
Materiale:
Corpo: Resina acetalica / Ottone
Filtro: Bronzo sinterizzato
Guarnizione: NBR

ØA (3 - 5 mm) Tube-to-Tube Inline Mini Filter
Material:
Body: Acetal resin / Brass
Filter: Sintered bronze
Gasket: NBR

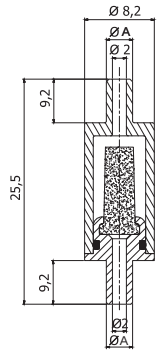

COD	Ø A
FL-MINI-3	3
FL-MINI-5	5

© SAS - Vietata la riproduzione anche parziale del presente catalogo - *Reproduction, even partial, of this catalog is prohibited*

DRIER

Materiale:
Attacchi: Alluminio
Corpo: Policarbonato
Erogazione: Continua
Pressione max di esercizio: 10 Bar
Temperatura di utilizzo: -25 °C / +85 °C
Peso: 62 gr
Attacco femmina: 1/4" GAS
Attacco maschio: 1/4" GAS

Elimina completamente l'umidità residua dell'aria compressa prima dell'utilizzo.
Contiene sali che cambiano colore. Fornibilie il kit di ricambio dei sali.

Material:
Bindings: Aluminum
Body: Polycarbonate
Dispensing: Continues
Max working pressure: 10 bars
Usage temperature: -25°C / +85°C
Weight: 62 g
Female attachment: 1/4" GAS
Male attachment: 1/4" GAS

Completely eliminate the residual humidity of the compressed air before use.
Contains color changing salts. The salt replacement kit is available.

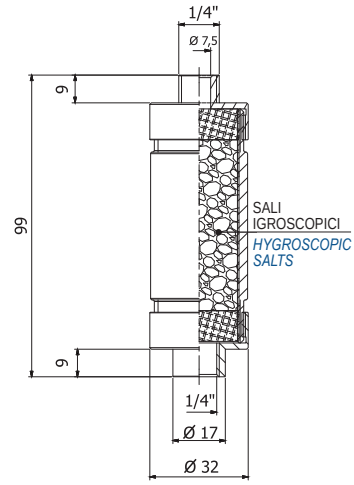

RA

Alluminio
Aluminium

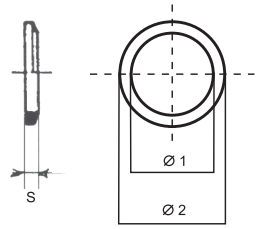

COD		Ø1	Ø2	S
1 RA	1/8"	10,1	14	1,5
2 RA	1/4"	13,3	19	1,5
3 RA	3/8"	16,7	22	1,5
4 RA	1/2"	21,3	27	1,5
5 RA	3/4"	26,7	32	1,5
6 RA	1"	33,6	41	1,5
7 RA	M5	8	8,5	1
11 RA	1 1/4"	42,5	54	1,5
12 RA	1 1/2"	48	60	1,5
13 RA	2"	60	71,8	1,5

© SAS - Vietata la riproduzione anche parziale del presente catalogo - *Reproduction, even partial, of this catalog is prohibited*

RN

Nylon
Colore standard: Bianco
Colore Blu - Nero: +10%

Nylon
Standard: White
Blue - Black: +10%

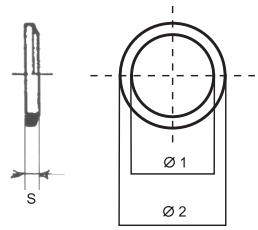

COD		Ø1	Ø2	S
1 RN	1/8"	10,1	14	1,5
2 RN	1/4"	13,3	19	1,5
3 RN	3/8"	16,7	22	1,5
4 RN	1/2"	21,3	27	1,5
5 RN	3/4"	26,7	32	1,5
6 RN	1"	33,6	41	1,5
7 RN	M5	8	8,5	1
11 RN	1 1/4"	42,5	54	1,5
12 RN	1 1/2"	48	60	1,5
13 RN	2"	60	71,8	1,5

RR

Rame
Copper

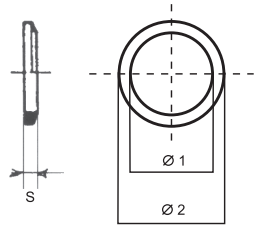

COD		Ø1	Ø2	S
1 RR	1/8"	10,1	14	1,5
2 RR	1/4"	13,3	19	1,5
3 RR	3/8"	16,7	22	1,5
4 RR	1/2"	21,3	27	1,5
5 RR	3/4"	26,7	32	1,5
6 RR	1"	33,6	41	1,5
7 RR	M5	8	8,5	1
11 RR	1 1/4"	42,5	54	1,5
12 RR	1 1/2"	48	60	1,5
13 RR	2"	60	71,8	1,5

RF

Fibra
Fiber

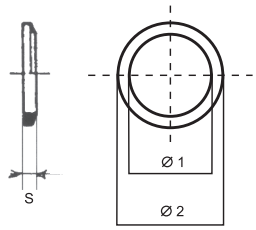

COD		Ø1	Ø2	S
1 RF	1/8"	10,1	14	1,5
2 RF	1/4"	13,3	19	1,5
3 RF	3/8"	16,7	22	1,5
4 RF	1/2"	21,3	27	1,5
5 RF	3/4"	26,7	32	1,5
6 RF	1"	33,6	41	1,5
7 RF	M5	8	8,5	1
11 RF	1 1/4"	42,5	54	1,5
12 RF	1 1/2"	48	60	1,5
13 RF	2"	60	71,8	1,5

© SAS - Vietata la riproduzione anche parziale del presente catalogo - *Reproduction, even partial, of this catalog is prohibited*

RND

Nylon con dentini
Colore standard: Blu
A richiesta: Nero

Nylon notched washer
Blue color: standard
Black color: on request

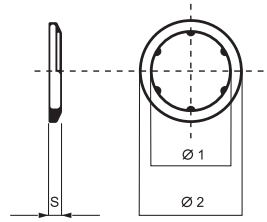

COD		Ø1	Ø2	S
1 RND	1/8"	10,3	14,3	2
2 RND	1/4"	13,6	18	2
3 RND	3/8"	17	22	2
4 RND	1/2"	21,8	26	2,5
5 RND	3/4"	27	33	2,5
6 RND	1"	33	41	2,5
7 RND	M5	5,3	8,5	1,5

PTS - MINI TAGLIA TUBO - *MINI TUBE CUTTER*

Mini taglia tubo - Lama in AISI 316
Mini pipe cutter - AISI 316 blade

COD
PTS

VU-MF

Valvola unidirezionale Maschio - Femmina
Materiale: Corpo e otturatore: Ottone nichelato
O-ring: Viton
Molla: Acciaio AISI 302
Temp. di utilizzo: -18°C ÷ +70°C
Pressione: min 0,5 Bar / max 8 Bar
Cilindrico

One-way valve Male - Female
Material: Body and obturator: Nickel-plated brass
O-rings: Viton
Spring: AISI 302 steel
Operating temperature: -18°C ÷ +70°C
Pressure: min 0.5 Bar / max 8 Bar
Parallel

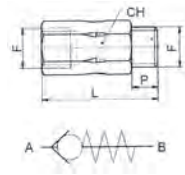

COD	F	CH	P	L	GR
1 VU-MF	1/8"	14	12	53	59
2 VU-MF	1/4"	17	17	66	103,4
3 VU-MF	3/8"				
4 VU-MF	1/2"	27	20	81	246,6
7 VU-MF	M5				

© SAS - Vietata la riproduzione anche parziale del presente catalogo - *Reproduction, even partial, of this catalog is prohibited*

R-VU-TT

Valvola unidirezionale Tubo - Tubo
Materiale: Ottone nichelato

One-way valve Pipe - Pipe
Material: Nickel-plated brass

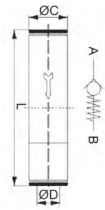

COD	ØD	ØC	L
1 R-V-TT	4	9	40,5
2 R-V-TT	6	11	44,5
3 R-V-TT	8	13	48,5

VU-FF

Valvola unidirezionale Femmina - Femmina
Materiale: Corpo e otturatore Ottone nichelato
O-ring: Viton
Molla: Acciaio AISI 302
Temp. di utilizzo: -18°C ÷ +70°C
Pressione: min 0,5 Bar / max 8 Bar

One-way valve Female - Female
Material: Body and obturator Nickel-plated brass
O-rings: Viton
Spring: AISI 302 steel
Operating temperature: -18°C ÷ +70°C
Pressure: min 0.5 Bar / max 8 Bar

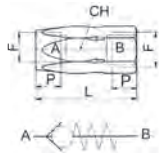

COD	F	CH	P	L	GR
1 VU-FF	1/8"	13	8,5	35,5	26
2 VU-FF	1/4"	17	11	42,5	37,8
3 VU-FF	3/8"	24	12	58	72,6
4 VU-FF	1/2"	24	15	64	120,8
7 VU-FF	M5	8	5,5	26,5	14

R-VU-MT

Valvola unidirezionale Maschio - Tubo
Materiale: Ottone nichelato
Cilindrico

One-way valve Male - Pipe
Material: Nickel-plated brass
Parallel

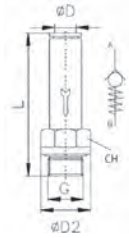

COD	ØD	G	ØD2	L	CH
1 R-VU-MT	4	M5	8	35	9
2 R-VU-MT	4	G 1/8"	13	28,5	11
3 R-VU-MT	6	G 1/8"	13	35	13
4 R-VU-MT	6	G 1/4"	16	37	14
5 R-VU-MT	8	G 1/8"	13	36	15
6 R-VU-MT	8	G 1/4"	16	37	16
7 R-VU-MT	10	G 1/4"	16	40	18
8 R-VU-MT	10	G 3/8"	20	40	18
9 R-VU-MT	12	G 1/2"	25	44	22
10 R-VU-MT	14	G 1/2"	25	50,5	25

© SAS - Vietata la riproduzione anche parziale del presente catalogo - *Reproduction, even partial, of this catalog is prohibited*

HVFF

COD	ØC	ØD	ØP	Ød	E	F	L	H	M
1 HVFF	6	6	15	4,2	16,5	24	52	41	18
2 HVFF	8	8	15	4,2	16,5	24	52	41	18
3 HVFF	8	8	15	4,2	16,5	24	52	41	18
4 HVFF	10	10	21,5	4,2	21,5	29	63	45	22
5 HVFF	10	10	21,5	4,2	21,5	29	63	45	22
6 HVFF	12	12	21,5	4,2	21,5	29	63	45	22
7 HVFF	12	12	21,5	4,2	21,5	29	63	45	22

Rubinetto 2 vie Tubo - Tubo
Materiale: Tecnopolimero

Pipe - Pipe 2-way tap
Material: Technopolymer

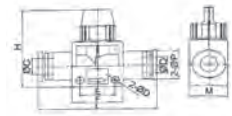

HVSS

COD	R	R1	A	B	Ød	E	F	L	H	M	CH	CH1
1 HVSS	R1/8"	R1/8"	7,5	7,5	4,2	16,5	24	68	41	18	14	14
2 HVSS	R1/4"	R1/8"	9,5	7,5	4,2	16,5	24	70	41	18	14	14
3 HVSS	R1/4"	R1/4"	9,5	9,5	4,2	16,5	24	72	41	18	14	14
4 HVSS	R3/8"	R1/4"	10,5	9,5	4,2	21,5	29	74	45	22	21	21
5 HVSS	R3/8"	R3/8"	10,5	10,5	4,2	21,5	29	84	45	22	21	21
6 HVSS	R1/2"	R3/8"	13,5	10,5	4,2	21,5	29	87	45	22	21	21
7 HVSS	R1/2"	R1/2"	13,5	13,5	4,2	21,5	29	90	45	22	21	21

Rubinetto 2 vie Maschio - Maschio
Materiale: Tecnopolimero Ottone
Conico Teflonato

Male - Male 2-way tap
Material: Brass technopolymer
Teflon-coated taper

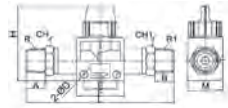

© SAS - Vietata la riproduzione anche parziale del presente catalogo - *Reproduction, even partial, of this catalog is prohibited*

HVSF-A

FLOW

COD	ØD	R	A	ØP	Ød	E	F	L	H	M	C
1 HVSF-A	6	R 1/8"	7,5	15	4,2	16,5	24	63	41	18	14
2 HVSF-A	6	R 1/4"	9,5	15	4,2	16,5	24	65	41	18	14
3 HVSF-A	6	R 3/8"	10,5	15	4,2	16,5	24	66	41	18	17
4 HVSF-A	8	R 1/8"	7,5	15	4,2	16,5	24	63	41	18	14
5 HVSF-A	8	R 1/4"	9,5	15	4,2	16,5	24	65	41	18	14
6 HVSF-A	8	R 3/8"	10,5	15	4,2	16,5	24	66	41	18	17
7 HVSF-A	10	R 1/4"	9,5	21,5	4,2	21,5	29	72	45	22	21
8 HVSF-A	10	R 3/8"	10,5	21,5	4,2	21,5	29	73	45	22	21
9 HVSF-A	10	R 1/2"	13,5	21,5	4,2	21,5	29	76	45	22	21
10 HVSF-A	12	R 1/4"	9,5	21,5	4,2	21,5	29	72	45	22	21
11 HVSF-A	12	R 3/8"	10,5	21,5	4,2	21,5	29	73	45	22	21
12 HVSF-A	12	R 1/2"	13,5	21,5	4,2	21,5	29	76	45	22	21

Rubinetto 2 vie Maschio -Tubo
Materiale Tecnopolimero Ottone
Conico Teflonato

Male - Pipe 2-way tap
Material Technopolymer Brass
Teflon-coated taper

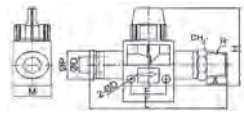

HVSF-B

FLOW

COD	ØD	R	A	ØP	Ød	E	F	L	H	M	C
1 HVSF-A	6	R 1/8"	7,5	15	4,2	16,5	24	63	41	18	14
2 HVSF-A	6	R 1/4"	9,5	15	4,2	16,5	24	65	41	18	14
3 HVSF-A	6	R 3/8"	10,5	15	4,2	16,5	24	66	41	18	17
4 HVSF-A	8	R 1/8"	7,5	15	4,2	16,5	24	63	41	18	14
5 HVSF-A	8	R 1/4"	9,5	15	4,2	16,5	24	65	41	18	14
6 HVSF-A	8	R 3/8"	10,5	15	4,2	16,5	24	66	41	18	17
7 HVSF-A	10	R 1/4"	9,5	21,5	4,2	21,5	29	72	45	22	21
8 HVSF-A	10	R 3/8"	10,5	21,5	4,2	21,5	29	73	45	22	21
9 HVSF-A	10	R 1/2"	13,5	21,5	4,2	21,5	29	76	45	22	21
10 HVSF-A	12	R 1/4"	9,5	21,5	4,2	21,5	29	72	45	22	21
11 HVSF-A	12	R 3/8"	10,5	21,5	4,2	21,5	29	73	45	22	21
12 HVSF-A	12	R 1/2"	13,5	21,5	4,2	21,5	29	76	45	22	21

Rubinetto 2 vie Maschio -Tubo
Materiale: Tecnopolimero Ottone
Conico teflonato

Male - Pipe 2-way tap
Material: Brass technopolymer
Teflon-coated taper

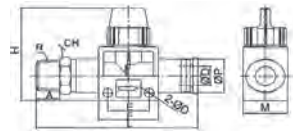

SERBATOI - *TANKS*

BC

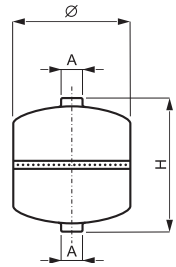

COD	LITRI-*LITERS*	A	Ø	H
0,5 BC	0,5	1/2"	85	111
1 BC	1	1/2"	85	225
2,5 BC	2,5	1/2"	160	166
5 BC	5	1/2"	210	175
7 BC	7	1/2"	210	240
12 BC	12	1/2"	229	365
24 BC	24	1/2"		

A RICHIESTA:
Interno decapato e trattato antiruggine
Conformi alla direttiva 97/23/CE; 5-7-12 - BC
Completi di marchio CE

ON REQUEST:
Interior pickled and anti-rust treated
Compliant with directive 97/23/CE; 5-7-12 - BC
With CE mark

BC-S

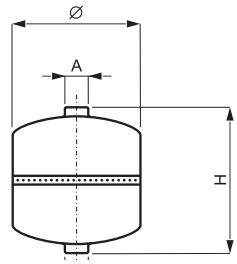

COD	LITRI-*LITERS*	A	Ø	H
1 BCS	1	1/2"	85	225
2,5 BCS	2,5	1/2"	160	166
5 BCS	5	1/2"	210	175
7 BCS	7	1/2"	210	240
12 BCS	12	1/2"	229	365
24 BCS	24	1/2"		

A RICHIESTA:
Interno decapato e trattato antiruggine
Conformi alla direttiva 97/23/CE; 5-7-12 - BC-S
Completi di marchio CE

ON REQUEST:
Interior pickled and anti-rust treated
Compliant with directive 97/23/CE; 5-7-12 - BC-S
With CE mark

BC-X AISI 304

AISI 304

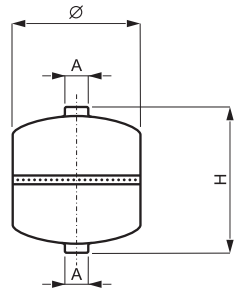

COD	LITRI *LITERS*	A	Ø	H	PRESSIONE *PRESSURE*
1 BC-X	1,3 lt	1/4"	152	126	10 BAR
3 BC-X	3,0 lt	3/8"	152	222	10 BAR
5 BC-X	5,0 lt	3/8"	213	203	8 BAR
8 BC-X	8,0 lt	3/8"	213	288	6 BAR

Conformi alla direttiva 97/23/CE — *Compliant with directive 97/23/CE*
Completi di marchio CE — *With CE mark*
SU RICHIESTA: — *ON REQUEST:*
Decapaggio — *Pickling*
Numero fori di ingresso — *Numbers of inlet holes*

© SAS - Vietata la riproduzione anche parziale del presente catalogo - *Reproduction, even partial, of this catalog is prohibited*

SERBATOI - *TANKS*

BCQ

COD	LT	B
1 BCQ	1,0	2 uscite *2 outputs*
2 BCQ	2,0	2 uscite *2 outputs*
4 BCQ	4,0	2 uscite *2 outputs*
6 BCQ	6,0	2 uscite *2 outputs*
8 BCQ	8,0	2 uscite *2 outputs*
10 BCQ	10,0	2 uscite *2 outputs*
12 BCQ	12,0	2 uscite *2 outputs*

CARATTERISTICHE
Conformi alla direttiva 97/23/CE; 5-7 12 BC-S
completi di marchio CE

CHARACTERISTICS
Compliant with directive 97/23/CE; 5-7 12 BC-S
With CE mark

BCQ-S

COD	LT	B
1 BCQ-S	1,0	4 uscite *4 outputs*
2 BCQ-S	2,0	4 uscite *4 outputs*
4 BCQ-S	4,0	4 uscite *4 outputs*
6 BCQ-S	6,0	4 uscite *4 outputs*
8 BCQ-S	8,0	4 uscite *4 outputs*
10 BCQ-S	10,0	4 uscite *4 outputs*
12 BCQ-S	12,0	4 uscite *4 outputs*

CARATTERISTICHE
Conformi alla direttiva 97/23/CE; 5-7 12 BC-S
completi di marchio CE

CHARACTERISTICS
Compliant with directive 97/23/CE; 5-7 12 BC-S
With CE mark

© SAS - Vietata la riproduzione anche parziale del presente catalogo - *Reproduction, even partial, of this catalog is prohibited*

SERBATOI - VERSIONI A RICHIESTA - *TANKS - VERSIONS ON REQUEST*

AISI 304 / 316

© SAS - Vietata la riproduzione anche parziale del presente catalogo - *Reproduction, even partial, of this catalog is prohibited*

STAFFA - *BRACKET*

Staffa di fissaggio
Materiale: Acciaio (vernice epossidica)
Colore standard: nero
Mounting bracket
Material: Steel (epoxy paint)
Standard colour: black

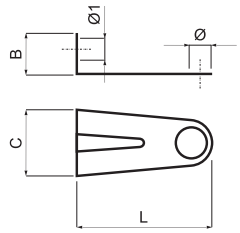

COD	L	B	C	Ø	Ø1
STAFFA *BRACKET*	146	36,5	59,5	21	7

STA-X

Staffa di fissaggio AISI 304
AISI 304 Fixing bracket

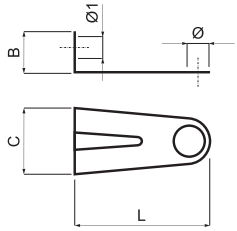

COD	L	B	C	Ø	Ø1
STA-X *STA-X*	146	36,5	59,5	21	7

© SAS - Vietata la riproduzione anche parziale del presente catalogo - *Reproduction, even partial, of this catalog is prohibited*

RIPARTITORI IN ALLUMINIO ANODIZZATO - *DISTRIBUTORS IN ANODIZED ALUMINIUM*



MATERIALE:
ALLUMINIO ANODIZZATO

MATERIAL
ANODIZED ALUMINIUM



RIPARTITORE CON USCITE LINEARI
DIVIDER WITH LINEAR OUTPUTS

COD	FORI USCITA *EXIT HOLES*	FORI INGRESSO *INLET HOLES*
1 RUL M5	2 FORI-*HOLES* M5	1/8”
2 RUL M5	3 FORI-*HOLES* M5	1/8”
3 RUL M5	4 FORI-*HOLES* M5	1/8”
4 RUL M5	5 FORI-*HOLES* M5	1/8”
5 RUL M5	6 FORI-*HOLES* M5	1/8”
6 RUL 1/8”	2 FORI-*HOLES* 1/8”	1/4”
7 RUL1/8”	3 FORI-*HOLES* 1/8”	1/4”
8 RUL 1/8”	4 FORI-*HOLES* 1/8”	1/4”
9 RUL 1/8”	5 FORI-*HOLES* 1/8”	1/4”
10 RUL 1/8”	6 FORI-*HOLES* 1/8”	1/4”
11 RUL 1/4”	2 FORI-*HOLES* 1/4”	3/8”
12 RUL 1/4”	3 FORI-*HOLES* 1/4”	3/8”
13 RUL 1/4”	4 FORI-*HOLES* 1/4”	3/8”
14 RUL 1/4”	5 FORI-*HOLES* 1/4”	3/8”
15 RUL 1/4”	6 FORI-*HOLES* 1/4”	3/8”
16 RUL 1/4”	2 FORI-*HOLES* 1/4”	1/2”
17 RUL 1/4”	3 FORI-*HOLES* 1/4”	1/2”
18 RUL 1/4”	4 FORI-*HOLES* 1/4”	1/2”
19 RUL 1/4”	5 FORI-*HOLES* 1/4”	1/2”
20 RUL 1/4”	6 FORI-*HOLES* 1/4”	1/2”
21 RUL 3/8”	2 FORI-*HOLES* 3/8”	1/2”
22 RUL 3/8”	3 FORI-*HOLES* 3/8”	1/2”
23 RUL 3/8”	4 FORI-*HOLES* 3/8”	1/2”
24 RUL 3/8”	5 FORI-*HOLES* 3/8”	1/2”
25 RUL 3/8”	6 FORI-*HOLES* 3/8”	1/2”
26 RUL 1/2”	2 FORI-*HOLES* 1/2”	1/2”
27 RUL 1/2”	3 FORI-*HOLES* 1/2”	1/2”
28 RUL 1/2”	4 FORI-*HOLES* 1/2”	1/2”
29 RUL 1/2”	5 FORI-*HOLES* 1/2”	1/2”
30 RUL 1/2”	6 FORI-*HOLES*1/2”	1/2”

RIPARTITORE CON USCITE CONTRAPPOSTE
DISTRIBUTOR WITH OPPOSING OUTPUTS

COD	FORI USCITA *EXIT HOLES*	FORI INGRESSO *INLET HOLES*
1 RUC M5	2+2 FORI-*HOLES* M5	1/8”
2 RUC M5	3+3 FORI-*HOLES* M5	1/8”
3 RUC M5	4+4 FORI-*HOLES* M5	1/8”
4 RUC M5	5+5 FORI-*HOLES* M5	1/8”
5 RUC M5	6+6 FORI-*HOLES* M5	1/8”
6 RUC 1/8”	2+2 FORI-*HOLES* 1/8”	1/4”
7 RUC 1/8”	3+3 FORI-*HOLES* 1/8”	1/4”
8 RUC 1/8”	4+4 FORI-*HOLES* 1/8”	1/4”
9 RUC 1/8”	5+5 FORI-*HOLES* 1/8”	1/4”
10 RUC 1/8”	6+6 FORI-*HOLES* 1/8”	1/4”
11 RUC 1/4”	2+2 FORI-*HOLES* 1/4”	3/8”
12 RUC 1/4”	3+3 FORI-*HOLES* 1/4”	3/8”
13 RUC 1/4”	4+4FORI-*HOLES* 1/4”	3/8”
14 RUC 1/4”	5+5 FORI-*HOLES* 1/4”	3/8”
15 RUC 1/4”	6+6 FORI-*HOLES* 1/4”	3/8”
16 RUC 1/4”	2+2 FORI-*HOLES* 1/4”	1/2”
17 RUC 1/4”	3+3 FORI-*HOLES* 1/4”	1/2”
18 RUC 1/4”	4+4 FORI-*HOLES* 1/4”	1/2”
19 RUC 1/4”	5+5 FORI-*HOLES* 1/4”	1/2”
20 RUC 1/4”	6+6 FORI-*HOLES* 1/4”	1/2”
21 RUC 3/8”	2+2 FORI-*HOLES* 3/8”	1/2”
22 RUC 3/8”	3+3 FORI-*HOLES* 3/8”	1/2”
23 RUC 3/8”	4+4 FORI-*HOLES* 3/8”	1/2”
24 RUC 3/8”	5+5 FORI-*HOLES* 3/8”	1/2”
25 RUC 3/8”	6+6 FORI-*HOLES* 3/8”	1/2”
26 RUC 1/2”	2+2 FORI-*HOLES* 1/2”	1/2”
27 RUC 1/2”	3+3 FORI-*HOLES* 1/2”	1/2”
28 RUC 1/2”	4+4 FORI-*HOLES* 1/2”	1/2”
29 RUC 1/2”	5+5 FORI-*HOLES* 1/2”	1/2”
30 RUC 1/2”	6+6 FORI-*HOLES* 1/2”	1/2”

© SAS - Vietata la riproduzione anche parziale del presente catalogo - *Reproduction, even partial, of this catalog is prohibited*

SISTEMA DI UMIDIFICAZIONE E SANIFICAZIONE

CARATTERISTICHE

Alto grado di umidificazione: consumo acqua 10,4 L ora,100% di atomizzazione, e un solo apparecchio può fare aumentare il valore dell' umidità fino al 50% in 2 minuti.
Riduzione della temperature all'interno: con una vaporizzazione del 100%, si può ridurre molto rapidamente la temperatura all'interno.
Alto grado di eliminazione della polvere: quando si spruzza, si produce una grande quantità di ioni di ossigeno che neutralizzano le cariche positive in
modo da assorbire e raccogliere le particelle di polvere per poi eliminarle.
Prevenzione disinfezione medicale : può essere dotato di un miscelatore di disinfettante per fornire anche la funzione di disinfezione.
Riduzione dell'elettrostaticità: quando si spruzza, si produce una grande quantità di ioni di ossigeno che neutralizzano le cariche positive in modo da eliminare l'elettricità statica.
Con l'aumento dell'umidità, si reduce molto l'elettricità statica.
Disinfezione e prevenzione medica: può essere dotato di miscelatore per ottenere la funzione di sanificazione.

COD	Capacità aria (l/min)			Capacità liquido (l/min)			Sauter Mean Dia (µm) Spray		
	2,5 Bar	3 Bar	4 Bar	2,5 Bar	3 Bar	4 Bar	2,5 Bar	3 Bar	4 Bar
NBP1.0N	30,0	35,0	45,0	0,9	1,0	1,1	8,5	8,5	8,5
NBP2,5.0N	30,0	35,0	45,0	2,3	2,5	2,6	8,5	8,5	8,5
NBP3.0N	30,0	35,0	45,0	2,8	3,0	3,2	8,5	8,5	8,5
NBP4,5.0N	35,0	40,0	50,0	4,1	4,5	4,8	8,5	8,5	8,5

Materiale	Corpo	Polipropilene
	Ugello	304 SS
	Imballaggio	Fluoro-gomma
Connessione	Lato aria	1/4"
	Lato acqua	1/8"
Peso		250

© SAS - Vietata la riproduzione anche parziale del presente catalogo - *Reproduction, even partial, of this catalog is prohibited*

SISTEMA DI UMIDIFICAZIONE E SANIFICAZIONE

FUNZIONI PER UN FACILE SETUP E SEMPLICE MANUTENZIONE

Per montare e smontare gli ugelli girare il coperchio di 45°. Funzioni per una facile manutenzione sono previste in tutti gli apparecchi o nel Mini Fogger III.

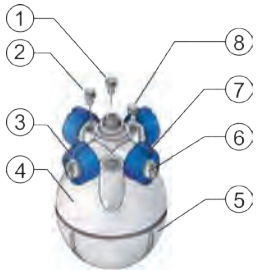

1 Ago per pulire nel tappo il foro di uscita del liquido
2 Perno di aggancio per rimuovere il filtro
3 Facile rimozione dell'involucro dell'ugello
4 Girare manualmente il coperchio per toglierlo
5 Polipropilene resistente agli agenti chimici: viene usato per il materiale del corpo dell'apparecchio
6 Per montare e rimuovere l'ugello è sufficiente girarlo manualmente. Il cappuccio si allinea automaticamente
7 L'ugello è composto da 2 materiali: Acciaio inossidabile e TEFLON
8 Pin antirotazione per evitare la rotazione (in caso di montaggio a parete)

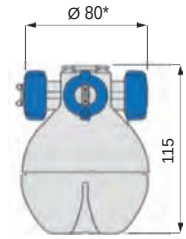

* Non compresa la parte dell'ugello
unità di misura = mm

Direzione regolabile dello spruzzo, da due vie a quattro vie.

Una via - Manometro: per regolare la pressione
L'Ugello singolo con un getto che raggiunge una distanza di 5-6 m quando la pressione è 3 Bar, produce l'effetto umidificazione e raffreddamento in uno spazio di 100 m quadrati.

Due vie - Ugello a due vie
Spruzzando una miscela di aria e acqua si evitano i problemi di occlusione.

Tre vie - Erogazione di particelle d'acqua per una regolare umidificazione dello spazio.
La leggera umidità evapora velocemente, nessun bagnato sul pavimento (in terra se è all'aperto).

Quattro vie - Configurazione con sensore di temperature ed umidità
Controllo della temperatura e dell'umidità: la precisione del ±1 si traduce in valori stabili della temperatura e dell'umidità.

1 Linea aria - 2 Liquido igienizzante



© SAS - Vietata la riproduzione anche parziale del presente catalogo - *Reproduction, even partial, of this catalog is prohibited*

DRY FOG HUMIDIFICATION AND SANIFICATION SYSTEM

FEATURES

High efficiency humidification: water consumption 10,4 L per hour,100% atomization, and one single unit can make the umidity up to 50% within 2 minutes.

Cooling the indoor temperature: 100% evaporate, can reduce the indoor temperature very quickly.

High-efficiency dust suppression: during spray, it can produce a large number of negative oxygen ions wich will neutralize positive charges so as to absorb and gather the dust particles and then drop down.

De-electrostatic: during spraying, it can produce a large number of negative oxygen ions wich neutralize positive charges so as to eliminate static electricity. When the increase of humidity, static electricity will be largely reduced.

Disinfection and medication prevention: can be equipped with disinfect mixer to achieve the disinfection function.

COD	Air Capacity(l/min)			Liquid Capacity (l/min)			Sauter Mean Dia (µm) Spray		
	2,5 Bar	3 Bar	4 Bar	2,5 Bar	3 Bar	4 Bar	2,5 Bar	3 Bar	4 Bar
NBP1.0N	30,0	35,0	45,0	0,9	1,0	1,1	8,5	8,5	8,5
NBP2,5.0N	30,0	35,0	45,0	2,3	2,5	2,6	8,5	8,5	8,5
NBP3.0N	30,0	35,0	45,0	2,8	3,0	3,2	8,5	8,5	8,5
NBP4,5.0N	35,0	40,0	50,0	4,1	4,5	4,8	8,5	8,5	8,5

Material	Body	Polypropylene
	Nozzle	304 SS
	Packaging	Fluoro-rubber
Connection	Air side	1/4"
	Water side	1/8"
Weight		250

© SAS - Vietata la riproduzione anche parziale del presente catalogo - *Reproduction, even partial, of this catalog is prohibited*

DRY FOG HUMIDIFICATION AND SANIFICATION SYSTEM

BUILT IN FUNCTIONS FOR EASY SETUP AND EASY MANTEINANCE

For installation or removal of the nozzles, only turn the nozzle cap 45°. Easy manteinance functions have been built in everywhere or Mini Fogger III.

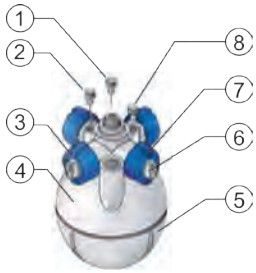

1 *Cleaninn Pin for Fluid Cap Orifice*
2 *Hook Pin for removal of strainer*
3 *Easily Removal Nozzle Packing*
4 *Cover can be removed by a simple hand turn*
5 *Chemical resistant Polypropylene is used for the body material*
6 *Nozzle can be installed or removed by a simple had turn. Cap has self alignment funtion*
7 *Nozzle materials in 2 types: Stainless Steel and TEFLON*
8 *Antirotation Pin (for installation on a wall)*

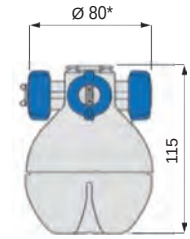

** Not included the nozzle part*
unit of measure = mm

Spray direction is adjustable, from one-way to four ways.

One way: Pressure gauge: adjust the pressure
Single nozzle with jet out 5-6 m long distance mist when the pressure is 3 Bar, can manage the cooling and humidification effection in 100 sq. m space.

Two ways: Two-ways nozzle design
Water ad air mixed tojet out, solve the glogging problem.

Three ways: Spray water particles evenly humidifyng the space
Slight moisture quickly evaporates, avoid wet ground conditions.

Four ways: Configure with Temperature and Humidity sensor
Temperature and humidity control, error control at ±1, mantein stable temperature and humidity.

1 Air Line - 2 Sanitizing Lquid Line



© SAS - Vietata la riproduzione anche parziale del presente catalogo - *Reproduction, even partial, of this catalog is prohibited*

QUANTUM DEVICE
DISPOSITIVO CONTRO LA DIFFUSIONE DEL COVID 19

Costo contenuto
Possibilità di sconti su acquisto di diversi dispositivi.

Garanzia 2 anni
Testato per durare il più a lungo possibile.

Nessun tracciamento
Il dispositivo non traccia nè i contatti con gli altri dispositivi nè la posizione, rispettando la privacy di chi lo indossa.

100% Made in Italy
Il dispositivo è stato progettato e costruito da un team completamente italiano.

Dispositivo brevettato
Brevetto certificato per modello di utilità.

Dispositivo stand-alone
Non richiede alcuna infrestruttura per funzionare..

Sicurezza dei pedoni
Può essere utilizzato per la sicurezza in ambienti dove circolano carrelli o macchinari a rischio investimento.

Funzionalità inversa
Il dispositivo può essere programmato per suonare quando due dispositivi vengono allontanati

Delimitazioni di aree
Il dispositivo può essere regolato per impedire l'accesso a determinate aree lavorative.

Limitare il numero di persone
Il dispositivo può essere impiegato come conta persone agli eventi regolamentandone l'accesso.

Come funziona

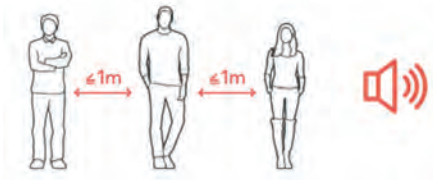

Se due o più dispositivi si trovano ad una distanza minore o uguale a quella di sicurezza, il dispositivo emette un segnale sonoro e una vibrazione, avvisando chi li indossa del pericolo di contagio.

Quando la distanza di sicurezza viene nuovamente raggiunta, il suono e la vibrazione cessano.

© SAS - Vietata la riproduzione anche parziale del presente catalogo - *Reproduction, even partial, of this catalog is prohibited*

QUANTUM DEVIVICE
DEVICE AGAINST THE SPREAD OF COVID-19

Stand alone device

Easy to use

Protect your privacy

High autonomy

Credit card size

Small and light

High precision

Very simple recharge

Very low cost

CE device

Pedestrian safety
It can be used for safety in environments where trolleys or machinery at risk of investment circulate.

Reverse functionality
The device can be programmed to sound when two devices are pushed apart.

Delimitation of areas
The device can be adjusted to prevent access to certain work areas.

Limit the number of people
The device can be used as a people counter at events by regulating access.

HOW IT WORKS

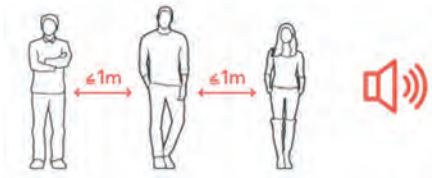

If two or more devices are located at a distance less than or equal to the safe distance, the device emits an audible signal and a vibration, warning the wearer of the danger of contagion.

When the safety distance is reached again, the sound and vibration cease.

© SAS - Vietata la riproduzione anche parziale del presente catalogo - *Reproduction, even partial, of this catalog is prohibited*

Produzione Sinterizzati - *Sintered Production*
Via Matteotti, 1 - 40010 Sala Bolognese (BO)
Tel. +39 051 829 312
e-mail: sasbologna@sassinterizzati.com

Produzione Pneumatica - *Pneumatic Production*
Via Matteotti, 1 - 40010 Sala Bolognese (BO)
Tel. +39 0543 702 957
e-mail: sasforlì@sassinterizzati.com

E.U.R.L. S.A.S. France
2 Impasse Prè Serpillon Zone Industrielle - 21210 Saulieu
Tel: +33 03 80 64 31 31
e-mail: info@sasfrance-sintering.com

www.sassinterizzati.com